



AS/400e 720, 730, and 740 models

This chapter identifies the features associated with each 7xx system, such as the processor features, power and packaging, main storage, workstation controllers, and communications—including LANs and ATM, disk units, internal tape units, CD-ROM, and magnetic media controllers. Upgrade options from and to the 7xx servers are represented. The minimum level of OS/400 to support these 7xx systems is V4R3.

Model and processor	Announce date	General availability date	Withdrawn from marketing
720 2061	09 February 1999	26 February 1999	28 December 2001
720 2062	09 February 1999	26 February 1999	02 July 2002
720 2063	09 February 1999	26 February 1999	02 July 2002
720 2064	09 February 1999	26 February 1999	02 July 2002
730 2065	09 February 1999	26 February 1999	28 December 2001
730 2066	09 February 1999	26 February 1999	02 July 2002
730 2067	09 February 1999	26 February 1999	02 July 2002
730 2068	09 February 1999	26 February 1999	02 July 2002
740 2069	09 February 1999	26 February 1999	28 December 2001
740 2070	09 February 1999	26 February 1999	02 July 2002

Upgrades between 7xx models are withdrawn from marketing effective on 28 December 2001. Processor and interactive feature upgrades within 7xx models were withdrawn from marketing effective 02 July 2002.

9.1 AS/400e 720 model overview

Note: The darker shaded cells in the tables indicate the base features.

Model	720			
	#2061	#2062	2063	2064
Processor CPW ¹	240	420	810	1600
Interactive CPW/system feature code				
#1500 (base)	35/206A	35/206D	35/207B	35/207F
#1501	70/206B	70/206E	-	-
#1502	120/206C	120/206F	120/207C	120/208A
#1503	-	240/207A	240/207D	240/208B
#1504	-	-	560/207E	560/208C
#1505	-	-	-	1050/208D
Number of n-way multiprocessors	1	1	2	4
Main storage (MB)	256-2048	256-4096	256-8192	256-8192

Numbers are for all processor features	Base system	SUE #9364 PCI (#9329) PCI (#9330)	SUE #9364 SPD (#9331)	#5065 Strg/PCI Exp Tower	Expansion tower	System maximum
Disk storage base (GB)	4.194	(note 4)	(note 4)			
Maximum internal (GB)	263.2	263.2	263.2	386.5	561.5	1625.9
Maximum internal (GB) (V5R1)	263.2	263.2	263.2	733.0	561.5	1625.9
Maximum external (GB)	(note 5)		(note 2)		(note 2)	1595.3
Total maximum (GB)						1625.9
External SPD bus		4	4		0	4
Maximum card slots-SPD	0	0	6	0	13	58
Maximum card slots-PCI	8	14	0	12	0	70
Communication lines ³	18	0-40	0-36	0-42	0-78	128
LAN/ATM adapters	1-3	0-6	0-6	0-6	0-13	24
Maximum workstation controllers						
Twinaxial ⁶	5	11	18	12	39	66
ASCII ⁶	0	0	6	0	13	58
Maximum workstations						
Twinaxial	188	440	720	480	1560	2628
ASCII	0	0	108	0	234	1044
¼-inch 8mm cartridge tape (int)	1	3	3	3	4	17
CD-ROM	1	0-1	0	0-1	0-1	6
½-inch tape	1	2	8	3	8	8
Reel 9348	1	2	4	3	4	4
Reel 2440	0	0	4	0	4	4
Reel 9347	0	0	2	0	2	2
Cartridge 34xx, 35xx	1	2	8	3	8	8
Tape libraries maximum						
½-inch cartridge	1	2	8	3	8	8
8mm	1	2	4	3	4	4
8mm cartridge (external)	1	2	4	3	4	4
Optical libraries	1	2	12	3	14	14
Diskettes (5 ¼-inch or 8-inch)	0	0	2	0	2	2
LAN ports maximum	3	6	12	6	24	24
Wireless IOP maximum	0	0	3	0	3	3
FSIOP maximum	0	0	3	0	6	16
FSIOA (IPCS) maximum	1	1	0	0	0	2
PCI LAN maximum	3	6	0	6	0	9
Cryptographic processors	1	3	1	3	1	6
Fax adapters	0	0	6	0	13	32

Note 1	Commercial Processing Workload (CPW) is used to measure the performance of all iSeries and AS/400e processors announced from September 1996 onward. The CPW value is measured on maximum configurations. The type and number of disk devices, the number of workstation controllers, the amount of memory, the system model, other factors, and the application being run determine what performance is achievable.
Note 2	External DASD can be attached using an SPD card in the expansion unit.
Note 3	One line is used for Client Access Console or Operations Console if selected. Maximum is 17 if Twinaxial Console is selected.
Note 4	The #9364 must be configured with #9329/#9330 (PCI) or #9331 (SPD). Therefore, these columns are mutually exclusive.
Note 5	Maximum is 175.4 GB on the #2061 Processor.
Note 6	Any combination of Twinax or ASCII workstation controllers up to either maximum shown is allowed. Maximums are not additive.

9.2 AS/400e 730 model overview

Model	730			
	#2065	#2066	2067	2068
Processor CPW ¹	560	1050	2000	2890
Interactive CPW/system feature code				
#1506 (base)	70/2A6A	70/2A6E	70/2B6D	70/2C6C
#1507	120/2A6B	120/2A6F	-	-
#1508	240/2A6C	240/2B6A	240/2B6E	240/2C6D
#1509	560/2A6D	560/2B6B	560/2B6F	560/2C6E
#1510	-	1050/2B6C	1050/2C6A	1050/2C6F
#1511	-	-	2000/2C6B	2000/2D6A
Number of n-way multiprocessors	1	2	4	8
Main storage (MB)	512-24576	512-24576	512-24576	1024-24576

Numbers are for all processor features	System maximum
Disk storage base (GB)	4.19
Maximum internal (GB)	1683.6/2499.6 (V4R3/V4R4)
Maximum external (GB)	1649.2/2473.9 (V4R3/V4R4)
Total maximum (GB)	1683.6/2499.6 (V4R3/V4R4)
Disk unit IOPs ²	1-37
SPD I/O bus	1-19
SPD I/O card slots	3-235
PCI storage/expansion towers	0-18
PCI card slots	0-216
Communication lines	1-250
Maximum workstation controllers	1-175
Maximum workstations	
Twinaxial	7000
ASCII	3150
¼-inch/8mm cartridge tape and CD-ROM (internal)	1 - 18 (Base CD-ROM)
½-inch tape ³	
Reel 9348	4
Reel 2440	4
Reel 9347	2
Cartridge 34xx, 35xx	8
Tape libraries maximum	10
½-inch cartridge	4
8mm	4
8mm cartridge (external)	4
Optical libraries	22
Diskettes (5 ¼-inch or 8-inch)	2
LAN/ATM ports maximum	1-48
Wireless IOP maximum	3
Integrated xSeries Server	16
Cryptographic processors	6
Fax IOPs (two lines/IOP)	32

Note 1	Commercial Processing Workload (CPW) is used to measure the performance of all iSeries and AS/400e processors announced from September 1996 onward. The CPW value is measured on maximum configurations. The type and number of disk devices, the number of workstation controllers, the amount of memory, the system model, other factors, and the application being run determine what performance is achievable.
Note 2	This total includes the MFIOP. The combination of internal and external IOPs cannot exceed this number.
Note 3	Maximum combination of 2440, 7208, or 9348 and tape libraries may not exceed four.

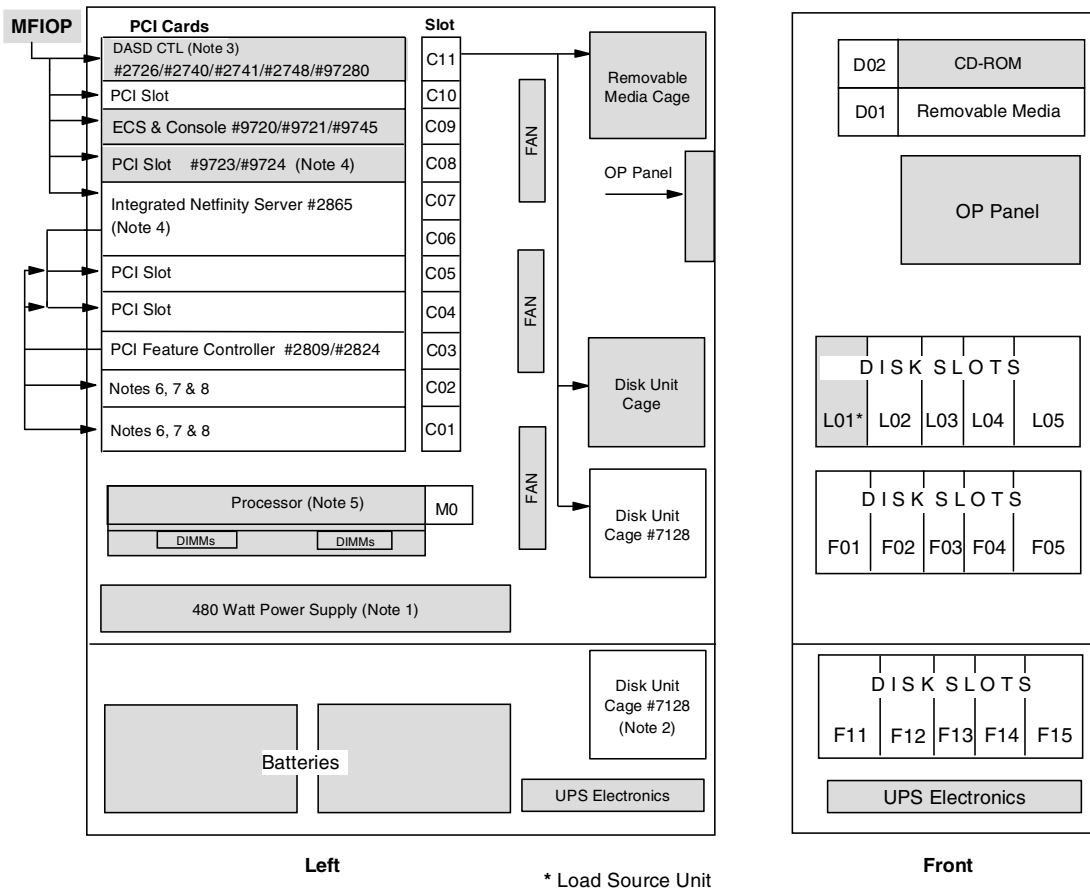
9.3 AS/400e 740 model overview

Model	740	
Processor feature	#2069	#2070
Performance CPW ¹	3660	4550
Interactive CPW/system feature code		
#1514 (base)	120/2D6B	120/2E6A
#1510	1050/2D6C	1050/2E6B
#1511	2000/2D6D	2000/2E6C
#1512	3660/2D6E	3660/2E6D
#1513	-	4550/2E6E
Number of n-way multiprocessors	8	12
Main storage (MB)	1024-40960	1024-40960

Numbers are for all processor features	System maximum
Disk storage base (GB)	4.19
Maximum internal (GB)	2095.9/4294.9 (V4R3/V4R4)
Maximum external (GB)	2061.3/4260.6 (V4R3/V4R4)
Total maximum (GB)	2095.9/4294.9 (V4R3/V4R4)
Disk unit IOPs ²	1-37
SPD I/O bus	1-19
I/O card slots	3-237
PCI storage/expansion towers	0-18
PCI card slots	0-216
Communication lines	1-300
Maximum workstation controllers	1-175
Maximum workstations	
Twinaxial	7000
ASCII	3150
¼-inch/8mm cartridge tape and CD-ROM (internal)	1 - 29 (Base CD-ROM) feature tape or CD-ROM
½-inch tape ³	
Reel 9348	4
Reel 2440	4
Reel 9347	2
Cartridge 34xx, 35xx	8
Tape libraries maximum	14
½-inch cartridge	4
8mm	4
8mm cartridge (external)	4
Optical libraries	22
Diskettes (5 ¼-inch or 8-inch)	2
LAN/ATM ports maximum	1-72
Wireless IOP maximum	3
Integrated xSeries Server	16
Cryptographic processors	6
Fax IOPs (two lines/IOP)	32

Note 1	Commercial Processing Workload (CPW) is used to measure the performance of all iSeries and AS/400e processors announced from September 1996 onward. The CPW value is measured on maximum configurations. The type and number of disk devices, the number of workstation controllers, the amount of memory, the system model, other factors, and the application being run determine what performance is achievable.
Note 2	This total includes the MFIOPI. The combination of internal and external IOPs cannot exceed this number.
Note 3	Maximum combination of 2440, 7208, or 9348 and tape libraries may not exceed four.

9.4 9406 Model 720 system unit (#2061 processor)

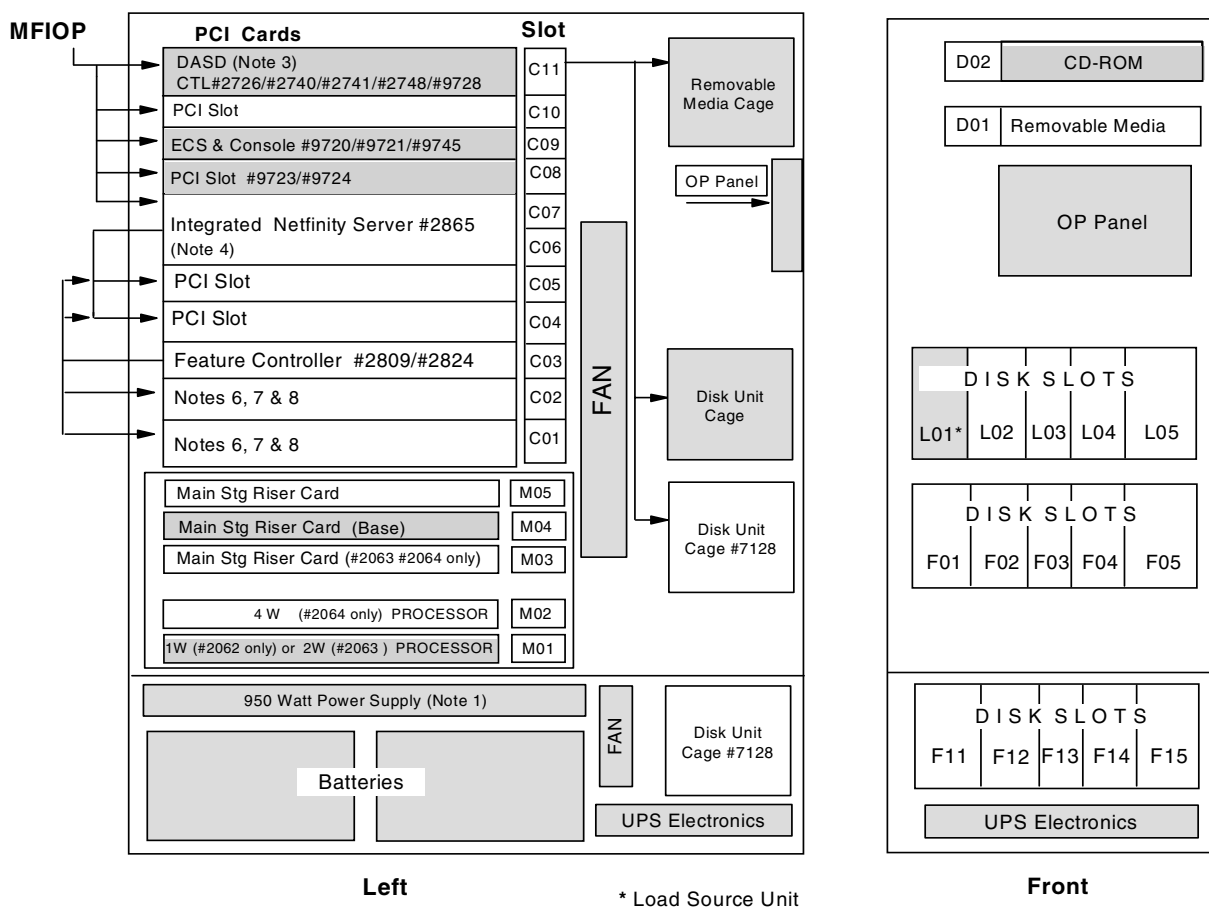


Notes:

1. Processor #2061 has a 480-watt power supply. All other 720 models use the 950-watt power supply.
2. The third (lower) disk unit cage is not available on the Model 720 #2061.
3. The #9728 Base Disk Unit Controller does not support RAID-5 or integrated hardware disk compression and only supports five disks. If there is intention to install more than five disks in the base system unit or implement RAID-5 later, the #9728 should be changed for a #2741/#2748.
4. When a #2854 PCI Integrated PC Server or #2865 PCI Integrated Netfinity Server installed:
 - Slot C04 (port 1) supports the #2723, #2724, or #2838/#9738.
 - Slot C05 (port 2) supports the #2723 or #2724.
5. The DIMMs plug directly on the processor planar.
6. For the #2809 in C03:
 - Slot C01 supports #2738/#9738 PCI 100/10 Mbps Ethernet IOA or #281x ATM.
 - Slot C02 supports the #2718 or #2729 PCI Magnetic Media Controller.
 - Slots C04/C05 support #2721, #2722, #2723, #2724, #2745, or #2746.

7. For the #2824 in C03:
 - Slot C01 supports #281x ATMs or #2838/#9738.
 - Slot C02 supports #2718, #2729, #2750, #2751, #2761, #2838, #281x, or #4800.
 - Slots C04/C05 support #2721, #2722, #2723, #2724, #2745, #2746, #2750, #2751, #2761, or #4800.
8. If a #2838 or #281x is installed on the #2824/#2809 in C03, only features #2721 or #2745 may be installed in C04/C05.
9. There is a maximum of one #2838 or #281x per #2824 IOP.
10. There is a maximum of one #2750, #2751, or #2761 per #2824 IOP.
11. There is a maximum of one #4800 per #2824 IOP.

9.5 9406 Model 720 system unit (#2062, #2063, #2064 processors)



Notes:

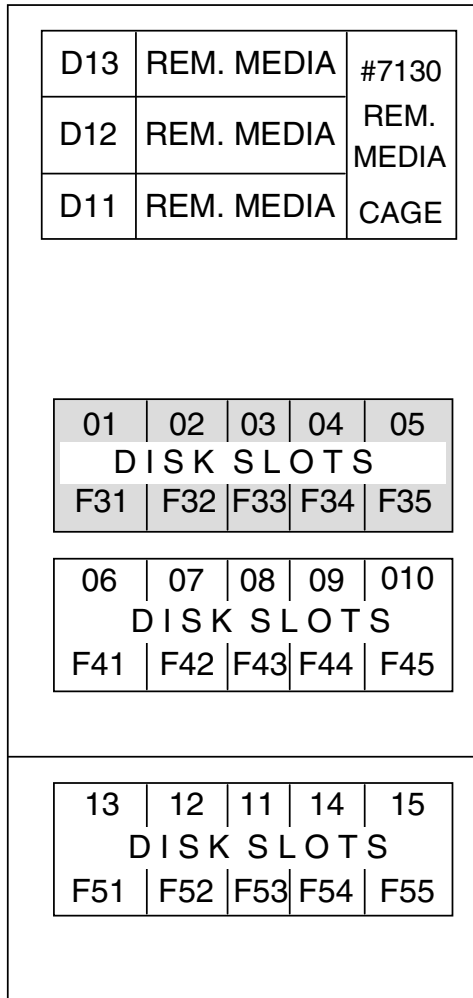
1. Processor #2061 has a 480-watt power supply. All other 720 models use the 950-watt power supply base.
2. The DIMMs plug onto the main storage riser card #2830.
3. The #9728 Base Disk Unit Controller does not support RAID-5 or integrated hardware disk compression and only supports five disks. If there is intention to install more than five

disks in the base system unit or implement RAID-5 later, the #9728 should be changed for a #2741/#2748.

4. The #2854 PCI Integrated PC Server or #2865 PCI Integrated Netfinity Server installed:
 - Slot C04 supports #2723, #2724, or #2838/#9738.
 - Slot C05 supports #2723 or #2724.
5. The DIMMs plug directly on the processor planar.
6. For the #2809 in C03:
 - Slot C01 supports #2738/#9738 PCI 100/10 Mbps Ethernet IOA or #281x ATMs.
 - Slot C02 supports the #2718 or #2729 PCI Magnetic Media Controller.
 - Slots C04/C05 support #2721, #2722, #2723, #2724, #2745, or #2746.
7. For the #2824 in C03:
 - Slot C01 supports #2738/#9738 PCI 100/10 Mbps Ethernet IOA or #281x ATMs.
 - Slot C02 supports #2718, #2729, #2750, #2751, #2761, or #4800.
 - Slots C04/C05 support #2721, #2722, #2723, #2724, #2745, #2746, #2750, #2751, #2761, or #4800.
8. If a #2838 or #281x is installed on the #2824/#2809 in C03, only features #2721 or #2745 may be installed in C04/C05.
9. There is a maximum of one #2838 or #281x per #2824 IOP.
10. There is a maximum of one #2750, #2751 or #2761 per #2824 IOP.
11. There is a maximum of one #4800 per #2824 IOP.

9.6 9406 Model 720 #5064/#9364 System Unit Expansion

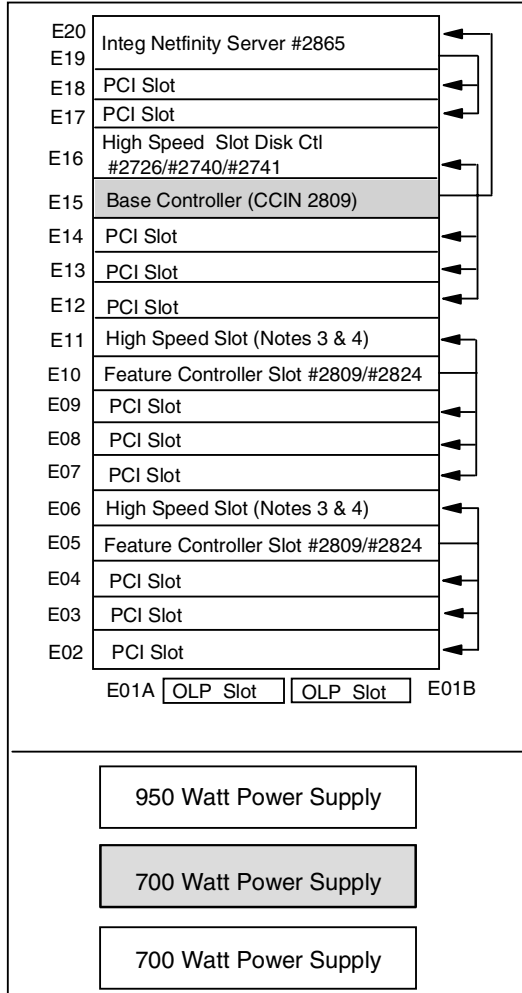
Front of #9364 or #5064



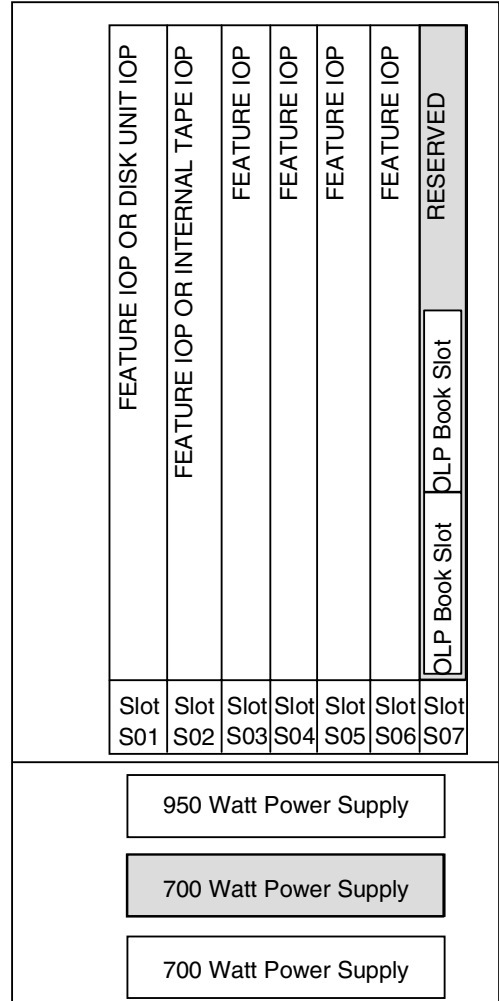
Note: The #5064/#9364 System Unit Expansion can either have a #9331 SPD or a #9329/#9330 PCI Integrated Expansion Unit planar.

9.7 #9329/#9330 PCI Card Cage and #9331 SPD Card Cage

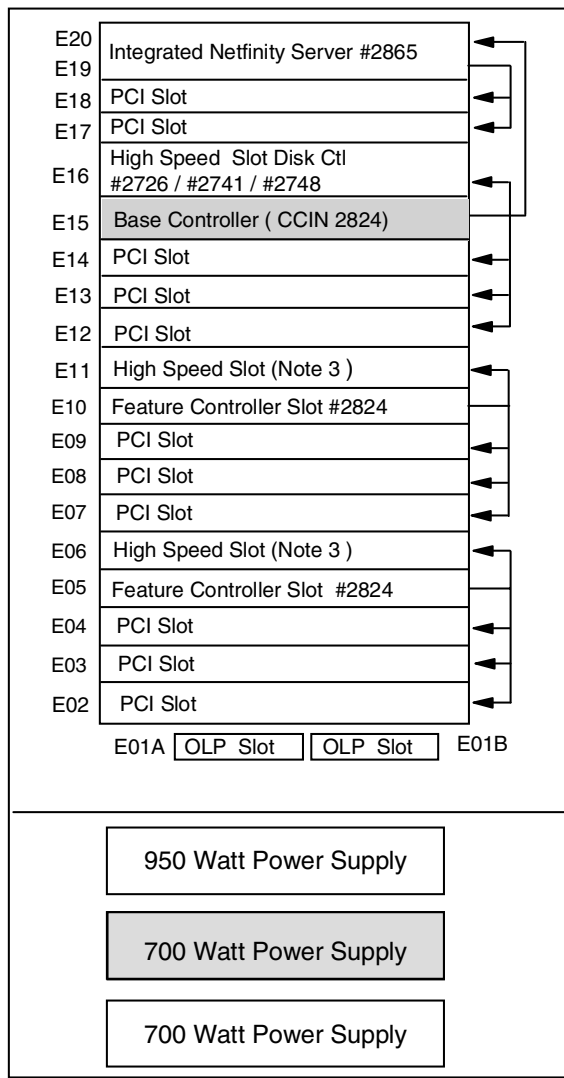
#9364 or #5064 with
#9329 PCI Card Cage



#9364 or #5064 with
#9331 SPD Card Cage



#5064/#9364 System Unit Expansion with #9330 PCI Card Cage

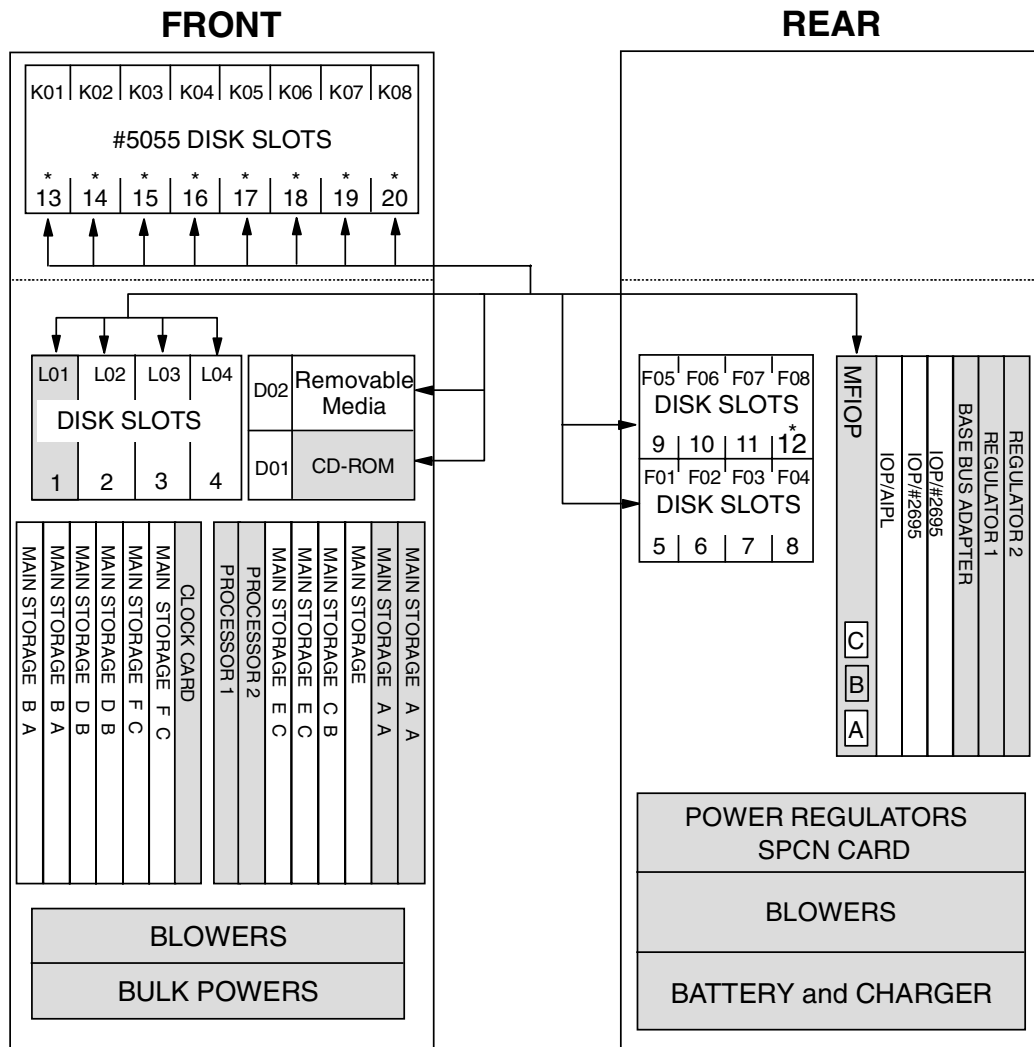


Notes:

1. Optical Link Processors are used for connecting expansion towers and racks.
2. Base PCI LAN/WAN/Workstation IOP (CCIN 2809) in #9329 slot E15 supports:
 - In slot E16 (high-speed slot):
 - #2726, #2740, #2741
 - In slots E12, E13, E14 (low-speed slots):
 - #2721, #2722, #2723, #2724, #2745, #2746
 - Three cards in any combination with a maximum of one LAN card
 - When a #2851/#2854/#2865 PCI Integrated Netfinity Server or Integrated xSeries Server is installed in the system expansion unit slots E19/E20, no LANs are allowed in slots E12, E13, and E14.
3. 100/10 Mbps Ethernet #2838/#9738 is normally located in slot E06 or E11. However, if it is driven by the #2865 PCI Integrated Netfinity Server, one #2838/#9738 is located in slot E17.

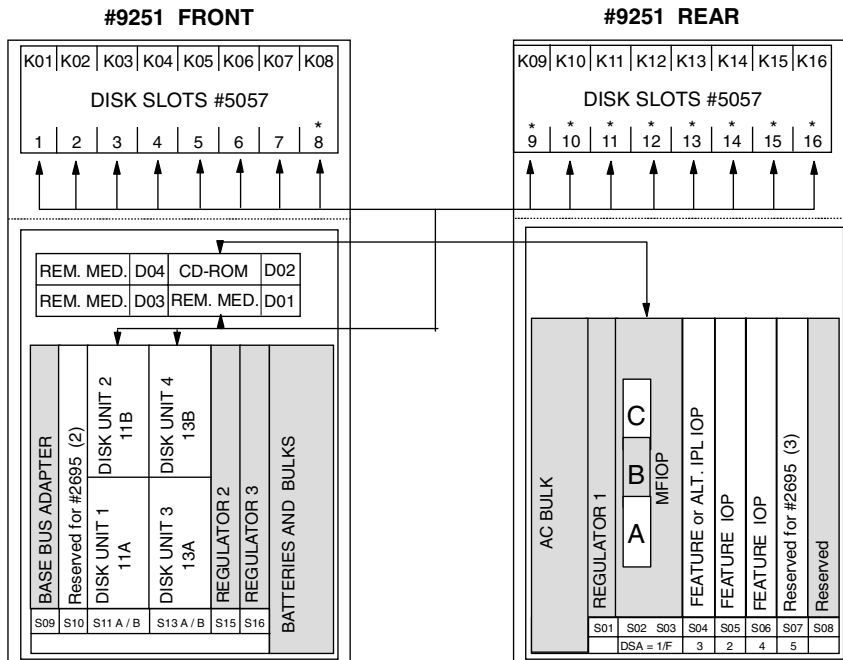
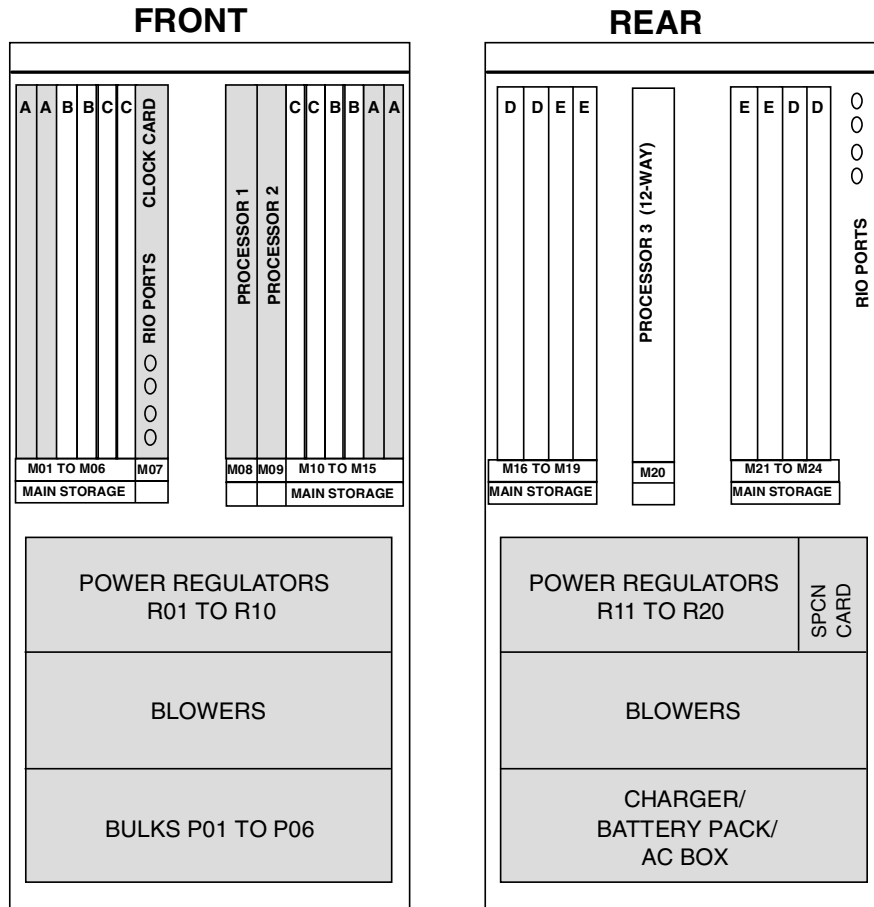
4. Base PCI LAN/WAN/Workstation IOP (CCIN 2824) in #9330 slot E15 supports:
 - In slots E16 (high-speed slot):
 - #2726, #2741, or #2748
 - In slot E12, E13, E14 (low-speed slots):
 - #2721, #2722, #2723, #2724, #2745, #2746, #2750, #2751, or #2761
 - Maximum of two #2723 and/or #2724 LAN adapters
 - A maximum of one #2750, #2751, or #2761 remote access card
 - Any combination of WAN and Twinax adapters
 - When a #2851/#2854/#2865 PCI Integrated Netfinity Server is installed in the system expansion unit slots E19/E20, no LAN features are allowed in slots E12, E13, and E14. Two LAN adapters are allowed on the IPCS or Integrated xSeries Server, one of which may be high speed.
5. The #2824 PCI Feature Controller in #9329 slots E05 or E10 supports:
 - In slots E06 or E11 (high-speed slots):
 - #2718, #2729, #2838, #2750, #2751, #2761, #281x, or #4800
 - In slots E02, E03, E04 or E07, E08, and E09 (low-speed slots):
 - #2721, #2722, #2723, #2724, #2745, #2746, #2750, #2751, or #2761
 - Three cards in any combination
 - When a #2838 PCI 100/10 Mbps Ethernet IOA or any ATM feature is installed in E11, only #2721/#2745 PCI Two-Line WAN IOAs are allowed in slots E08 and E09. E07 cannot be used.
 - When a #2838 PCI 100/10 Mbps Ethernet IOA or any ATM feature is installed in E06, only #2721/#2745 PCI Two-Line WAN IOAs are allowed in slots E03 and E04. E02 cannot be used.
 - When a #2729 PCI Magnetic Media Controller is installed in E11, only one LAN is allowed in slots E08 and E09.
 - When a #2729 PCI Magnetic Media Controller is installed in E06, only one LAN is allowed in slots E03 and E04.
 - A maximum of one #2750, #2751, or #2761 remote access card per #2824
 - A maximum of two #2723 or #2724 low-speed LANs per #2824
6. The #2824 PCI Feature Controller in the #9330 slots E05 or E10 supports:
 - In slots E06 or E11 (high-speed slots):
 - #2718, #2729, #2745, #2746, #2750, #2751, #2761, #281x, #2838, or #4800
 - In slots E02, E03, E04 or E07, E08, and E09 (low-speed slots):
 - #2721, #2722, #2723, #2724, #2745, #2746, #2750, #2751, or #2761
 - Three cards in any combination
 - Maximum of one #2838 high-speed LAN or one #281x ATM per #2824
 - If a high-speed LAN or ATM feature is present, the #2723/#2724 is not allowed on this #2824.
 - A maximum of one #2750, #2751, #2761 remote access card per #2824
 - A maximum of two #2723 and/or #2724 low-speed LANs per #2824
7. The #2809 is not supported in the #9330.

9.8 9406 Model 730 system unit



720, 730, 740 Models

9.9 9406 Model 740 system unit with #9251 Base I/O Tower




= Are part of the base configuration

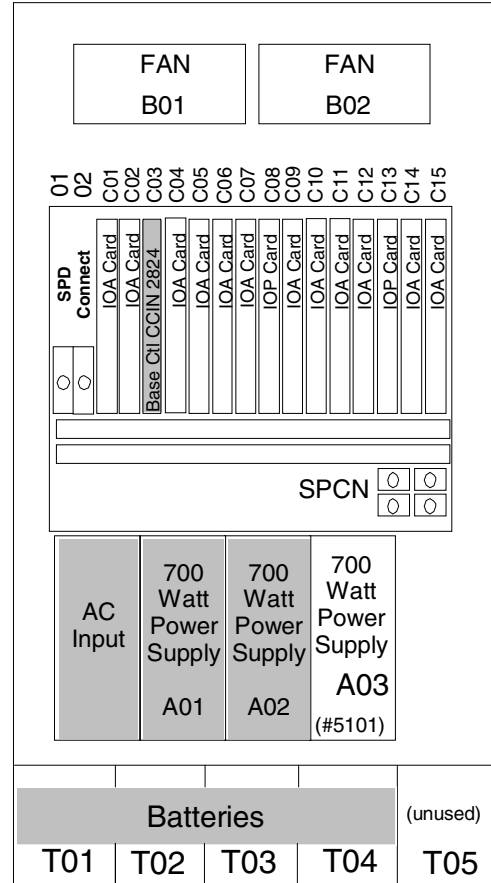
* One byte disks cannot be installed in these slots

9.10 9406 System Unit Expansion Towers for 6xx and 7xx

#5065 FRONT

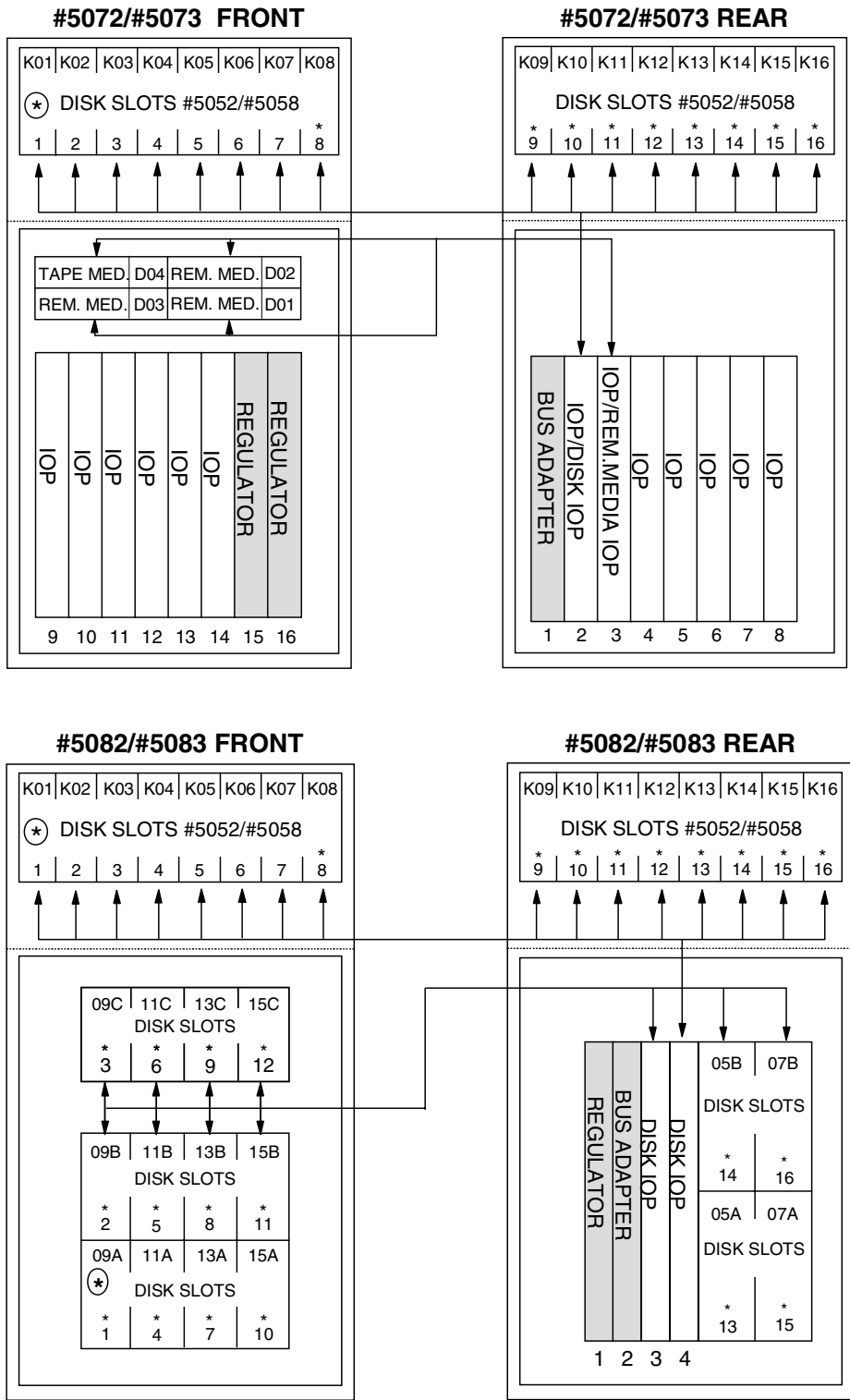


#5065 REAR



Note: The #5065 Storage/PCI Expansion Tower has two removable media positions for tape and CD-ROM devices (a maximum of one CD-ROM). The base tower has 15 disk slots, one base IOP (CCIN 2824), two additional feature IOP slots, and 12 IOA slots.

1. Base IOP (CCIN 2824) in slot C03 supports two high-speed slots and two low-speed slots.
2. The base IOP supports the following in C04 only: #2718, #2729, or #2748.
3. The base IOP supports the following in C04 or C05: #2723/#9723, #2724/#9724, #2745, #2746, #2750, #2751, #2761, or #4800.
4. The base IOP supports the following in C05 only: #2815, #2816, #2818, or #2838/#9738.
5. The base IOP supports the following in C01 or C02: #2723/#9723, #2724/#9724, #2745, #2746, #2750, #2751, or #2761.
6. There is a maximum of one #2838/#9738 or one #281x per CCIN 2824. If a #2838/#9738 or #281x is present, no other LAN features are allowed.
7. Maximum of two #2723/#9723 or #2724/#9724 per CCIN 2824.
8. Maximum of one #2750, #2751, #2761, or #4800 per CCIN 2824.



Note: The #5072/#5073 has the capability of controlling up to four tape devices or three tape devices and one CD-ROM (in positions D01, D02, D03 only). There is a maximum of one CD-ROM device per #5072 or #5073 tower.

9.11 AS/400e Model 7xx features

Note: The darker shaded cells in the tables indicate the base features.

720 PROCESSORS		
#2061	Interactive feature	240 RSP CPW 1-Way Processor in Client/Server Environment. Base Memory 256 MB.
	1500	Base 35 RSP CPW in Interactive Environment. The #2061-1500 is represented by Processor Feature Code 206A.
	1501	Optional 70 RSP CPW in Interactive Environment. The #2061-1501 is represented by Processor Feature Code 206B.
	1502	Optional 120 RSP CPW in Interactive Environment. The #2061-1502 is represented by Processor Feature Code 206C.
#2062	Interactive feature	420 RSP CPW 1-Way Processor in Client/Server Environment. Base Memory 256 MB.
	1500	Base 35 RSP CPW in Interactive Environment. The #2062-1500 is represented by Processor Feature Code 206D.
	1501	Optional 70 RSP CPW in Interactive Environment. The #2062-1501 is represented by Processor Feature Code 206E.
	1502	Optional 120 RSP CPW in Interactive Environment. The #2062-1502 is represented by Processor Feature Code 206F.
	1503	Optional 240 RSP CPW in Interactive Environment. The #2062-1503 is represented by Processor Feature Code 207A.
#2063	Interactive feature	810 RSP CPW 2-way Processor in Client/Server Environment. Base Memory 256 MB.
	1500	Base 35 RSP CPW in Interactive Environment. The #2063-1500 is represented by Processor Feature Code 207B.
	1502	Optional 120 RSP CPW in Interactive Environment. The #2063-1502 is represented by Processor Feature Code 207C.
	1503	Optional 240 RSP CPW in Interactive Environment. The #2063-1503 is represented by Processor Feature Code 207D.
	1504	Optional 560 RSP CPW in Interactive Environment. The #2063-1504 is represented by Processor Feature Code 207E.
#2064	Interactive feature	1600 RSP CPW 4-way Processor in Client/Server Environment. Base Memory 256 MB.
	1500	Base 35 RSP CPW in Interactive Environment. The #2064-1500 is represented by Processor Feature Code 207F.
	1502	Optional 120 RSP CPW in Interactive Environment. The #2064-1502 is represented by Processor Feature Code 208A.
	1503	Optional 240 RSP CPW in Interactive Environment. The #2064-1503 is represented by Processor Feature Code 208B.
	1504	Optional 560 RSP CPW in Interactive Environment. The #2064-1504 is represented by Processor Feature Code 208C.
	1505	Optional 1050 RSP CPW in Interactive Environment. The #2064-1505 is represented by Processor Feature Code 208D.
730 PROCESSORS		
#2065	Interactive feature	560 RSP CPW 1-Way Processor in Client/Server Environment. Base Memory 512 MB.
	1506	Base 70 RSP CPW in Interactive Environment. The #2065-1506 is represented by Processor Feature Code 2A6A.
	1507	Optional 120 RSP CPW in Interactive Environment. The #2065-1507 is represented by Processor Feature Code 2A6B.
	1508	Optional 240 RSP CPW in Interactive Environment. The #2065-1508 is represented by Processor Feature Code 2A6C.
	1509	Optional 560 RSP CPW in Interactive Environment. The #2065-1509 is represented by Processor Feature Code 2A6D.

#2066	Interactive feature	1050 RSP CPW 2-way Processor in Client/Server Environment. Base Memory 512 MB. 512MB-24576MB. DASD range 4.19GB-1683.6GB (2499.6GB OS/400 V4R4). Maximum Twinax/ASCII devices 7000/3150.
	1506	Base 70 RSP CPW in Interactive Environment. The #2066-1506 is represented by Processor Feature Code 2A6E.
	1507	Optional 120 RSP CPW in Interactive Environment. The #2066-1507 is represented by Processor Feature Code 2A6F.
	1508	Optional 240 RSP CPW in Interactive Environment. The #2066-1508 is represented by Processor Feature Code 2B6A.
	1509	Optional 560 RSP CPW in Interactive Environment. The #2066-1509 is represented by Processor Feature Code 2B6B.
	1510	Optional 1050 RSP CPW in Interactive Environment. The #2066-1510 is represented by Processor Feature Code 2B6C.
#2067	Interactive feature	2000 RSP CPW 4-way Processor in Client/Server Environment. Base Memory 512 MB.
	1506	Base 70 RSP CPW in Interactive Environment. The #2067-1506 is represented by Processor Feature Code 2B6D.
	1508	Optional 240 RSP CPW in Interactive Environment. The #2067-1508 is represented by Processor Feature Code 2B6E.
	1509	Optional 560 RSP CPW in Interactive Environment. The #2067-1509 is represented by Processor Feature Code 2B6F.
	1510	Optional 1050 RSP CPW in Interactive Environment. The #2067-1510 is represented by Processor Feature Code 2C6A.
	1511	Optional 2000 RSP CPW in Interactive Environment. The #2067-1511 is represented by Processor Feature Code 2C6B.
#2068	Interactive feature	2890 RSP CPW 8-way Processor in Client/Server Environment. Base Memory 1024 MB.
	1506	Base 70 RSP CPW in Interactive Environment. The #2068-1506 is represented by Processor Feature Code 2C6C.
	1508	Optional 240 RSP CPW in Interactive Environment. The #2068-1508 is represented by Processor Feature Code 2C6D.
	1509	Optional 560 RSP CPW in Interactive Environment. The #2068-1509 is represented by Processor Feature Code 2C6E.
	1510	Optional 1050 RSP CPW in Interactive Environment. The #2068-1510 is represented by Processor Feature Code 2C6F.
	1511	Optional 2000 RSP CPW in Interactive Environment. The #2068-1511 is represented by Processor Feature Code 2D6A.
740 PROCESSORS		
#2069	Interactive feature	3660 RSP CPW 8-way Processor in Client/Server Environment. Base Memory 1024 MB.
	1514	Base 120 RSP CPW in Interactive Environment. The #2069-1514 is represented by Processor Feature Code 2D6B.
	1510	Optional 1050 RSP CPW in Interactive Environment. The #2069-1510 is represented by Processor Feature Code 2D6C.
	1511	Optional 2000 RSP CPW in Interactive Environment. The #2069-1511 is represented by Processor Feature Code 2D6D.
	1512	Optional 3660 RSP CPW in Interactive Environment. The #2069-1512 is represented by Processor Feature Code 2D6E.
#2070	Interactive feature	4550 RSP CPW 12-way Processor in Client/Server Environment. Base Memory 1024 MB.
	1514	Base 120 RSP CPW in Interactive Environment. The #2070-1514 is represented by Processor Feature Code 2E6A.
	1510	Optional 1050 RSP CPW in Interactive Environment. The #2070-1510 is represented by Processor Feature Code 2E6B.
	1511	Optional 2000 RSP CPW in Interactive Environment. The #2070-1511 is represented by Processor Feature Code 2E6C.
	1512	Optional 3660 RSP CPW in Interactive Environment. The #2070-1512 is represented by Processor Feature Code 2E6D.
	1513	Optional 4550 RSP CPW in Interactive Environment. The #2070-1513 is represented by Processor Feature Code 2E6E.

POWER AND PACKAGING	
Base Optical Bus Adapter	Base Optical Bus Adapter The base Optical Bus Adapter is identified as CCIN 2696. No feature code is required. Model 730 and 740 only.
#2686	#2686 Optical Link Processor (266 Mbps) The #2686 is a card that is used for attaching a #5044 System Unit Expansion Rack. Each #2686 supports a maximum of one #5044. Can be placed in the #9364 with either #9331 or #9329 on the Model 720. Maximum: Two on the Model 720. Nine on Model 730 and 740. Card slots used: One open slot on the optical bus adapter.
#2688	#2688 Optical Link Processor (1063 Mbps) The #2688 is a card that is used for attaching #5065, #5072, #5073, #5082, and #5083 Expansion Towers on the Model 7xx. Each #2688 supports a maximum of two #50xx towers. Can be placed in the #9364 with either #9329, #9330, or #9331 on the Model 720 Maximum: Two on the Model 720. Nine on the Model 730 and 740. Card slots used: One open slot on the optical bus adapter.
#2695	#2695 Optical Bus Adapter The #2695 allows for the addition of up to three #2686 or #2688 Optical Link Processors in any combination. Card slots used: One Maximum: Two
#2730	#2730 Programmable Regulator The #2730 is required when five or more main storage cards are installed. Uses slot R12. Model 730 only.
#5043	Primary to Secondary Rack Conversion The #5043 is supported on the 7xx models and is used for the conversion of a 9406 F Model system unit rack to a #9171 type rack. Also available on feature conversion from #5040. This converted rack retains the #5043 feature.
#5044	#5044 System Unit Expansion Rack The #5044 is a 12 SPD I/O card slot cage in a rack enclosure. Each unit provides two buses with six I/O card slots per bus. The #5044 is supported for upgrades only. It is a conversion of a #5040 or #5042 rack. Prerequisite: #2686 Optical Link Processor and an open slot on the Optical Bus Adapter. Maximum: Two on Model 720. Nine on Model 730 and 740.
#5052	#5052 Storage Expansion Unit The #5052 provides space for up to 16 disk units. It attaches to the top of the #5072 1063 Mbps System Unit Expansion Tower and the #5082 Storage Expansion Tower. Only one #5052 per tower is supported, and the #5143 Power Supply may be required.
#5055	#5055 Storage Expansion Unit (Ultra SCSI) The #5055 provides space for up to eight disk units. It attaches to the top of the Model 730 system unit. Prerequisite: #5151 Power Supply Model 730 only.
#5057	#5057 Storage Expansion Unit (Ultra SCSI) The #5057 provides space for up to 16 disk units. It attaches to the top of the #9251 Base I/O Tower. Model 740 only.
#5058	#5058 Storage Expansion Unit (Ultra SCSI) The #5058 provides space for up to 16 disk units. It attaches to the top of the #5073 1063 Mbps System Unit Expansion Tower and the #5083 Storage Expansion Tower. Only one #5058 per tower is supported.
#5064	#5064 System Unit Expansion The #5064 allows the addition of either a #9331 SPD card expansion unit or #9329 PCI Card Expansion Unit. It also supports one #7130 Expansion Unit Tape Cage to support up to three additional tape/CD-ROM units. The #5064 supports five disks and allows two additional #7128 DASD Expansion Units to be added. Maximum: One The #5064 must be specified as part of an upgrade from S20 to 720 when the S20 does not already have a #5064 installed. Model 720 only.

#5065	<p>#5065 Storage/PCI Expansion Tower</p> <p>The #5065 provides an additional bus. It includes a 1063 Mbps optical bus card. The #5065 has redundant, hot swappable power supplies. It supports three LAN/WAN/workstation controllers, 12 PCI IOA cards, two removable media, and up to 45 disk units. Three specific disk slots may be used for #4331 1.6 GB Read Cache Device features. The #5065 is the only storage expansion unit to support Ultra2 SCSI.</p> <p>Prerequisite: #2688 Optical Link Processor</p> <p>Restrictions: The #4319 35.16 GB 10k RPM Disk Unit is not supported.</p> <p>Maximum: Four on the Model 720; 18 on the Model 730 and 740.</p> <p>The #5065 is a Customer Install Feature (CIF).</p>
#5066	<p>#5066 1.8 M I/O Tower</p> <p>The #5066 provides two additional buses. The #5066 is actually two #5065 Storage/PCI Expansion Towers installed in a 1.8M I/O Tower. The #5066 reports to the system as two #5065s. The #5066 includes two 1063 Mbps optical bus cards, various cables (including optical cables) and the 1.8M I/O Tower. The #5066 includes 24 PCI IOA slots, space for 90 disk units, space for four removable media devices, battery backup, redundant/hot swap power supplies, and two base PCI LAN/WAN/Workstation IOPs (CCIN 2824). The #5066 is capable of controlling Ultra2 SCSI disk units. Two line cords must be specified.</p> <p>Prerequisite: #2688 Optical Link Processor</p> <p>Maximum: Two on the Model 720; nine on the Model 730 and 740.</p> <p>Minimum OS/400 level: V4R4</p>
#5072	<p>#5072 1063 Mbps System Unit Expansion Tower</p> <p>The #5072 provides an additional bus. It includes a 1063 Mbps optical bus card, 13 SPD I/O card slots, space for up to four internal tape units, and battery and power supplies. It can support one #5052 Storage Expansion Unit. Due to power restrictions, some combinations of high power consumption cards may mean that an additional #5072 is required. The #5072 is supported on model upgrades only.</p> <p>Prerequisite: #2688 Optical Link Processor</p> <p>Maximum: Four on the Model 720; 18 on the Model 730 and 740.</p>
#5073	<p>#5073 1063 Mbps System Unit Expansion Tower</p> <p>The #5073 provides additional buses. It includes a 1063 Mbps optical bus card, 13 SPD I/O card slots, space for up to four internal tape units, and battery and power supplies. It can support one #5058 Storage Expansion Unit. Due to power restrictions, some combinations of high power consumption cards may mean that an additional #5073 is required.</p> <p>Prerequisite: #2688 Optical Link Processor</p> <p>Maximum: Four on the Model 720; eighteen on the Model 730 and 740.</p>
#5082	<p>#5082 Storage Expansion Tower (1063 Mbps)</p> <p>The #5082 provides a DASD tower for adding up to 16 disk units. A total of 32 disk units are supported with the addition of #5052. It includes a 1063 Mbps optical bus card, two SPD I/O card slots for the #6532 or #6533 disk IOPs are orderable, and #6502, #6512, are #6530 supported only, and battery and power supplies. The #5082 is supported on model upgrades only.</p> <p>Prerequisite: #2688 Optical Link Processor</p> <p>Maximum: Four on the Model 720; eighteen on the Model 730 and 740.</p>
#5083	<p>#5083 Storage Expansion Tower (1063 Mbps Ultra SCSI)</p> <p>The #5083 provides a DASD tower for adding up to 16 disk units. A total of 32 disk units are supported with the addition of #5058. It includes a 1063 Mbps optical bus card, two SPD I/O card slots for the #6502, #6512, #6530 disk IOPs supported but not orderable, or #6532 or #6533 for new orders), and battery and power supplies.</p> <p>Prerequisite: #2688 Optical Link Processor. Maximum: Four on the Model 720; 18 on the Model 730 and 740.</p>
#5101	<p>#5101 30 Disk Unit Expansion</p> <p>The #5101 provides two 15 unit disk enclosures, a 700-watt power supply, backplanes, and internal cables.</p> <p>Maximum: One per #5065.</p>
#5143	<p>#5143 Power Supply</p> <p>The #5143 is a 400-watt power supply that is usually a prerequisite for a #5052 installed on a #5072 or #5082.</p> <p>Maximum: One per #5072 or #5082.</p>
#5150	<p>#5150 Battery Backup (External)</p> <p>The #5150 is an external battery backup that when used in conjunction with internal battery backup is capable of extending the Continuously Power Main Storage (CPM) time to at least 48 hours. On Model 730 and 740, a standard internal battery backup is capable of maintaining CPM on 16 GB of main storage for at least 24 hours. The #5150 is required when main storage exceeds 16 GB on a Model 730 or 740. It can also be purchased for increasing the CPM time over that of the internal battery.</p>

#5151	<p>#5151 Power Supply (650 watts)</p> <p>The #5151 is a 650-watt feature power supply that is a prerequisite for #5055 Storage Expansion Unit. It is also required when five or more main storage cards are installed.</p> <p>Maximum: One Model 730 only.</p>
#5153	<p>Redundant Power Supply</p> <p>The #5153 consists of two power supplies: a 950 watt (re-rated to 970 at V4R3) and a 650 watt (re-rated to 700 at V4R3). The #5153 provides redundancy for the power supplies in the system unit and system unit expansion. The #5153 physically resides in the #5064/#9364 System Unit Expansion.</p> <p>Maximum: One Model 720 Processors #2062, #2063, and #2064 only.</p>
#7128	<p>#7128 DASD Expansion Unit</p> <p>The #7128 allows the addition of five disk units to either the system unit or the #5064/#9364 System Unit Expansion.</p> <p>Maximum: Three in the Model 720 Processor #2061; four in the Model 720 Processors #2062, #2063, and #2064. Model 720 only.</p>
#7130	<p>#7130 Expansion Unit Tape Cage</p> <p>The #7130 allows the addition of three tape units or CD-ROMs to the #5064/#9364 System Unit Expansion. Tape Units #1349, #1350, #1355, #1360, #6480, #6481, #6482, #6483, #6485, #6486, or #6490 are supported in the first two tape positions. Only #1355, and #6485 and #6586 tape units are supported in the third position. A tape controller is required to support these tape devices. See #6425 for CD-ROM support.</p> <p>Maximum: One Model 720 only.</p>
#9251	<p>#9251 Base I/O Tower</p> <p>The #9251 is the base tower on a Model 740. It includes four feature SPD IOP slots, space for three removable media devices, one CD-ROM drive, one MFIO, the ability to add up to 20 feature disk units (with #5057 Storage Expansion Unit), and battery and power supplies.</p> <p>Model 740 only.</p>
#9329	<p>#9329 PCI Card Expansion Unit</p> <p>The #9329 contains 11 low-speed PCI card slots and three high-speed PCI card slots. These are driven by one base Controller (CCIN 2809) and two feature controllers. One IPCS or Integrated xSeries Server optional. It also has space for one or two #2686 or #2688 Optical Link Processor cards to support up to four external towers.</p> <p>Maximum: One Model 720 only.</p>
#9330	<p>#9330 PCI Integrated Expansion Unit</p> <p>The #9330 contains 11 low-speed PCI card slots and three high-speed PCI card slots. These are driven by one base controller (CCIN 2824) and two feature controllers. One IPCS or Integrated xSeries Server is optional. It also has space for one or two #2686 or #2688 Optical Link Processor cards to support up to four external towers.</p> <p>Maximum: One Model 720 only.</p>
#9331	<p>#9331 Expansion Unit for SPD Cards</p> <p>The #9331 allows the addition of up to six SPD cards and one or two #2686 or #2688 Optical Link Processors to support up to four external towers. The #9331 includes an SPD Controller Card. CD-ROM is not supported.</p> <p>Maximum: One Model 720 only.</p>
#9364	<p>#9364 System Unit Expansion</p> <p>The #9364 allows addition of either an #9331 Expansion Unit for SPD Cards or a #9329/#9330 PCI Integrated Expansion Unit. It also supports one #7130 Expansion Unit Tape Cage for up to three tapes or CD-ROMs, base DASD cage supporting five disks, up to two additional #7128 DASD Expansion Units can be supported. CD-ROM is not supported with the #9331.</p> <p>Maximum: One Model 720 only.</p>
MAIN STORAGE	
Base	<p>There are no features to specify the base memory 256 MB on all of the Model 720 processors.</p> <p>For main storage must be added in pairs, and feature codes must be ordered in pairs. The same rules apply to quads.</p>
#2830	<p>Main Storage Expansion Riser Card</p> <p>The #2830 mounts additional main storage DIMMs. It contains 16 sockets for placement of 32 MB DIMMs or 128 MB DIMMs.</p> <p>Maximum: One on Processor #2062; two on Processors #2063 and #2064; none on the Processor #2061. Model 720 only.</p>

#3001	<p>32 MB Main Storage (DIMM) Plugs directly into the CPU or #2830. Must be added in pairs. Maximum: 14 DIMMs (physically) on Processors #2061; 28 DIMMS for Processor #2062; 44 DIMMs for Processors #2063 and #2064. Model 720 only</p>
#3002	<p>128 MB Main Storage (DIMM) Plugs directly into the CPU or #2830. Must be added in pairs. Maximum: 14 DIMMs (physically) on Processor #2061; 30 DIMMS on Processor #2062; 46 DIMMs on Processors #2063 and #2064. Model 720 only.</p>
#3004	<p>256 MB Main Storage (DIMM) Plugs directly into the CPU or #2830. Must be added in pairs. Maximum: Six DIMMs (physically) on Processors #2061; 14 DIMMS on Processor #2062; 30 DIMMS on Processors #2063 and #2064. Model 720 only.</p>
#3179	<p>256 MB Main Storage Card Must be added in pairs on Model 730 processor features #2065, #2066, and #2067. Must be added in quads on Model 730 processor feature #2068 and on the Model 740. Requires one dedicated memory card slot. Maximum: Five pairs on Model 730 #2065, #2066, and #2067; three quads on Model 730 #2068; four quads on Model 740. Model 730 and 740 only.</p>
#3180	<p>512 MB Main Storage Card Must be added in pairs on Model 730 processor features #2065, #2066, and #2067. Must be added in quads on Model 730 processor feature #2068 and on the Model 740. Requires one dedicated memory card slot. Maximum: Five pairs on Model 730 #2065, #2066, and #2067; three quads on Model 730 #2068; four quads on Model 740. Model 730 and 740 only.</p>
#3189	<p>128 MB Main Storage Card Must be added in pairs on Model 730 processor features #2065, #2066, and #2067. Must be added in quads on Model 730 processor feature #2068 and on the Model 740. Requires one dedicated memory card slot. Maximum: Five pairs on Model 730 #2065, #2066, and #2067; three quads on Model 730 #2068; four quads on Model 740. Supported but not orderable Model 730 and 740 only.</p>
#3190	<p>256 MB Main Storage Card Must be added in pairs on Model 730 processor features #2065, #2066, and #2067. Must be added in quads on Model 730 processor feature #2068 and on the Model 740. Requires one dedicated memory card slot. Maximum: Five pairs on Model 730 #2065, #2066, and #2067; three quads on Model 730 #2068; four quads on Model 740. Model 730 and 740 only.</p>
#3191	<p>512 MB Main Storage Card Must be added in pairs on Model 730 processor features #2065, #2066, and #2067. Must be added in quads on Model 730 processor feature #2068 and on the Model 740. Requires one dedicated memory card slot. Maximum: Five pairs on Model 730 #2065, #2066, and #2067; three quads on Model 730 #2068; four quads on Model 740 Supported but not orderable. Model 730 and 740 only.</p>
#3192	<p>1024 MB Main Storage Card Must be added in pairs on Model 730 processor features #2065, #2066, and #2067. Must be added in quads on Model 730 processor feature #2068 and on the Model 740. Requires one dedicated memory card slot. Maximum: Five pairs on Model 730 #2065, #2066, and #2067; three quads on Model 730 #2068; four quads on Model 740 Model 730 and 740 only.</p>
#3193	<p>2048 MB Main Storage Card Must be added in pairs on Model 730 processor features #2065, #2066, and #2067. Must be added in quads on Model 730 processor feature #2068 and on the Model 740. Requires one dedicated memory card slot. Maximum: Five pairs on Model 730 #2065, #2066, and #2067; three quads on Model 730 #2068; four quads on 740. Model 730 and 740 only</p>
#8180	<p>Optional Base 512 MB Main Storage Card The #8180 is an optional 512 MB main storage card in place of a base 256 MB card. Must be added in pairs on Model 730 processor features #2065, #2066, and #2067. Must be added in quads on Model 730 processor feature #2068 and on the Model 740. Requires one dedicated memory card slot. Model 730 and 740 only.</p>

#8191	<p>Optional Base 512 MB Main Storage Card</p> <p>The #8191 provides an optional 512 MB main storage card in place of a base 256 MB card. Must be added in pairs on Model 730 processor features #2065, #2066, and #2067. Must be added in quads on Model 730 processor feature #2068 and on the Model 740. Requires one dedicated memory card slot. Supported but not orderable. Model 730 and 740 only.</p>
#8192	<p>Optional Base 1024 MB Main Storage Card</p> <p>The #8192 provides an optional 1024 MB main storage card in place of a base 256 MB card. Must be added in pairs on Model 730 processor features #2065, #2066, and #2067. Must be added in quads on Model 730 processor feature #2068 and on the Model 740. Requires one dedicated memory card slot. Model 730 and 740 only.</p>
#8193	<p>Optional Base 2048 MB Main Storage Card</p> <p>The #8193 provides an optional 2048 MB main storage card in place of a base 256 MB card. Must be added in pairs on Model 730 processor features #2065, #2066, and #2067. Must be added in quads on Model 730 processor #2068 and on the Model 740. Requires one dedicated memory card slot. Model 730 and 740 only.</p>
#9179	<p>Base 256 MB Main Storage Card</p> <p>Must be added in pairs on Model 730 processor features #2065, #2066, and #2067. Must be added in quads on Model 730 processor #2068 and on the Model 740. Requires one dedicated memory card slot. Model 730 and 740 only.</p>
#9190	<p>Base 256 MB Main Storage Card</p> <p>Must be added in pairs on Model 730 processor features #2065, #2066, and #2067. Must be added in quads on Model 730 processor #2068 and on the Model 740. Requires one dedicated memory card slot. Supported but not orderable. Model 730 and 740 only.</p>
WORKSTATION CONTROLLERS	
Base MFIOP	<p>Base Multifunction IOP (PCI)</p> <p>The MFIOP on the 720 is part of the planar and does not occupy a PCI card slot. The base system includes this MFIOP, which has three low-speed slots (C08, C09, C10) and one high-speed PCI card slot C11 used for the base system disk controller #2726, #2740, #2741, #2748, or #9728. The MFIOP also drives one Integrated PC Server or a PCI Integrated xSeries Server. One PCI card slot supports the #9720 Base PCI WAN/Twinaxial IOA or the base #9721/#9745 Base PCI Two-Line WAN IOA. The remaining two PCI card slots support #2721, #2722, #2723, #2724, #2745 or #2746 PCI IOAs. Only one of these can be a #2723 or #2724 LAN IOA. Also, if a #2851, #2854 PCI Integrated PC Server or #2865 PCI Integrated Netfinity Server is installed in slots C06 and C07, #2722 or #2746 Twinax IOA is not allowed in slot C08, and LAN IOAs are not allowed in slots C08 or C10. Model 720 only</p>
Base IOP	<p>Base Controller for PCI Integrated Expansion Unit (#9329/#9330)</p> <p>The base IOP is standard with #9329 and #9330 PCI Integrated Expansion Unit. No feature is required. The base IOP is identified as CCIN 2809 in the #9329. In the #9330, it is identified as CCIN 2824. The base IOP is used for attaching LAN, WAN, and workstation IOAs to the system and supports one slot reserved for a PCI disk controller and three low-speed slots. It also supports one PCI Integrated PC Server/Integrated xSeries Server. The base controller is located in slot E15.</p> <p>CCIN 2809. In the high-speed slot E16, only the #2726 or #2741 PCI RAID Disk Unit Controller is supported. In slots E12, E13 and E14, it supports any three (with a maximum of one LAN) of #2721, #2722, #2723/#9723, #2724/#9724, #2745, or #2746. When a #2865 PCI Integrated Netfinity Server is installed in E19/E20, no LAN cards are allowed in E12, E13, and E14.</p> <p>CCIN 2824. In the high-speed slot E16, only the #2726, #2741 or #2748 PCI RAID Disk Unit Controller is supported. In slots E12, E13 and E14, it supports any three (with a maximum of two LAN cards) of #2721, #2722, #2723/#9723, #2724/#9724, #2745, #2746, #2750, #2751 or #2761. There is a maximum of one #2750, #2751 or #2761. There can be any combination of WAN and Twinax. When a #2865 PCI Integrated Netfinity Server is installed in E19/E20, no LAN cards are allowed in E12, E13, and E14. Maximum: One. Model 720 only.</p>

Base IOP	<p>Base Controller for Storage/#5065 Storage/PCI Expansion Tower</p> <p>The base IOP is identified as CCIN 2824. It is standard with #5065 Storage/PCI Expansion Tower. No feature is required. It is used for attaching LAN, WAN, and workstation IOAs through two high-speed slots and two low-speed slots. Installs in slot C03.</p> <p>The #2718, #2729, or #2748 are supported in C04 only. The #2723/#9723, #2724/#9724, #2645, #2746, #2750, #2751, #2761, or #4800 are supported in C04 or C05. The #281X or #2838/#9738 are supported on C05 only. The #2723/#9723, #2724/#9724, #2745, #2746 #2750, #2751, or #2761 are supported in C01 or C02.</p> <p>Maximum: One</p>
#2629	<p>#2629 LAN/WAN/Workstation IOP (SPD)</p> <p>The #2629 supports up to three #2699, #6149, #6180, or #6181 LAN/WAN/ Workstation IOAs. The #6149 and #6181 cannot occupy all three positions of the #2629.</p> <p>Maximum: One SPD slot required per #2629.</p>
#2720 #9720	<p>#2720 Base PCI WAN/Twinaxial IOA</p> <p>The #2720 is a combined twinaxial/communications adapter. It can be included as base in the 720 Model. It provides four ports supporting a maximum of 28 Twinaxial devices. It also provides a single communications line to support ECS. The #9720 is mutually exclusive with the #9721/#9745. PCI slots required: One</p> <p>Maximum: One #9720 or #2720 per system.</p> <p>Model 720 only.</p>
#2722	<p>#2722 Twinaxial Workstation IOA (PCI)</p> <p>The #2722 is an eight-port attachment provided to support 40 active twinaxial devices.</p> <p>PCI slots required: One (low-speed only).</p>
#2746	<p>#2746 PCI Twinaxial Workstation IOA (PCI)</p> <p>The #2746 is an eight-port attachment provided to support 40 active twinaxial devices.</p> <p>PCI slots required: One (low speed in the system unit or #9329, high or low speed in #9330 or #5065).</p> <p>Minimum OS/400 level: V4R4</p>
#2809	<p>#2809 PCI LAN/WAN/Workstation IOP</p> <p>The #2809 can be used for attaching additional LAN, WAN, and Workstation IOAs to the system. There is a maximum of one in the system unit and two in the #9329 PCI Card Expansion Unit.</p> <p>In system unit slot C03, it supports PCI feature IOAs in slots C01, C02, C04, and C05 (if an Integrated xSeries Server is installed, the server controls slots C04 and C05). In slot C01, the #2809 supports #2838/#9738 or #281x. In the C02 high-speed slot, it supports a #2718 or #2729. In C04 and C05, it supports one or two #2721 or #2722 or #2723 or #2724 or #2745 or #2746. If the #2838/#9738 is in C01, only the #2721 or #2745 may be installed in C04 and C05.</p> <p>In #9329 PCI Card Expansion Unit slots E05 or E10, it supports low-speed slots E02, E03, E04 or E07, E08, E09 and high-speed slots E06 or E11. In E06 or E11, the #2718, #2729, #2738/#9738, or #281x are supported.</p> <p>In the low-speed slots, it supports #2721, #2722, #2723/#9723, #2724/#9724, #2745, or #2746.</p> <p>Model 720 only.</p>
#2824	<p>#2824 PCI Feature Controller</p> <p>The #2824 can be used for attaching additional LAN, WAN, and Workstation IOAs to the system. There is a maximum of one in the system unit and two in the #9329/#9330 PCI Integrated Expansion Unit and two in the #5065 Storage/PCI Expansion Tower.</p> <p>In system unit slot C03, it supports PCI feature IOAs in slots C01, C02, C04, and C05 (if an Integrated xSeries Server is installed, the server controls slots C04 and C05). C01 supports the #2838/#9738, #281x. C02 high-speed slot supports #2718, #2729, #2750, #2751, #2761 or #4800. C04 and C05 supports #2721/#9721, #2722, #2723/#9723, #2724/#9724, #2745/#9745, #2746, #2750, #2751, or #2761. If the #2838/#9738 is in C01, only the #2721/#9721 or #2745/#9745 may be installed in C04 and C05.</p> <p>In #9329 PCI Card Expansion Unit slots E05 or E10, it supports high-speed slots E06 or E11 and low-speed slots E02, E03, E04 or E07, E08, and E09. In E06 and E11, it supports #2718, #2729, #2838/#9738, #2750, #2751, #2761 #281x, or #4800. In the low-speed slots, it supports #2721, #2722, #2723/#9723, #2724/#9724, #2746, #2745, #2750, #2751, or #2761.</p> <p>In #9330 PCI Integrated Expansion Unit slots E05 or E10, it supports high-speed slots E06 or E11 and low-speed slots E02, E03, E04 or E07, E08, E09. In E06 and E11, it supports #2718, #2729, #2838/#9738, #2745, #2746, #2750, #2751, #2761, #281x, or #4800. In the low-speed slots, it supports #2721, #2722, #2723/#9723, #2724/#9724, #2746, #2745, #2750, #2751, or #2761.</p>

#2824 (cont.)	In #5065 Storage/PCI Expansion Tower slots C08 or C13, it supports two high-speed and two low-speed slots: The #2718, #2729 or #2748 are supported in C09 and C14 only. The #2838/#9738 and #281x are supported in C05, C10, and C15 only. The #2838/#9738, #2724/#9724, #2745, #2746, #2750, #2751, #2761, or #4800 are supported in C09, C10, C14, or C15. The #2723/#9723, #2724/#9724, #2745, #2746, #2750, #2751, or #2761 are supported in C06, C07, C11, or C12. Additional restrictions apply. Minimum OS/400 level: V4R4
#6050 #9050	#6050 Enhanced Twinaxial Workstation Controller (SPD) One eight-port attachment is provided to support up to 40 twinaxial devices. SPD slots required: One The #6050 is supported for upgrades only. The #9050 is supported but not orderable as the base twinaxial workstation adapter/controller on the Model 730 and 740.
#6140 #9140	#6140 Twinaxial Workstation Controller One eight-port attachment to support up to 40 twinaxial devices. SPD slots required: One The #9140 is the base twinaxial workstation adapter/controller on the Model 730 and 740. Maximum #9140: One. Maximum #6140: 58 on Model 720, 175 on Model 730 and 740. The #6140 is supported for upgrades only.
#6141 #9141	#6141 ASCII Workstation Controller (SPD) The #6141 supports up to six ASCII devices. SPD slots required: One Maximum: 58 on Model 720, 175 on Model 730 and 740. #9141 is the base ASCII workstation adapter/controller when there are no other Workstation Controllers on the order for the Model 730 and 740. Supported but not orderable.
#6142	#6142 ASCII 12-Port Workstation Attachment (SPD) The #6142 plugs into the #6141 ASCII Workstation Controller providing an additional 12 ports. Eighteen ASCII devices can now be supported. One #6142 can be attached per #6141. SPD slots required: None Supported but not orderable.
#6180 #9280	#6180 Twinaxial Workstation IOA (SPD) One eight-port attachment is provided to support up to 40 active twinaxial devices. Prerequisite: #2629 LAN/WAN/Workstation IOP on the Model 720. IOA slots required: One in #2629. The #9280 is the base twinaxial workstation IOA residing in slot C of the MFIOP on Model 730 and 740. Maximum: One.
#9751	MFIOP with RAID (Ultra SCSI) The #9751 contains function for controlling 20 disk units, one removable media unit and one CD-ROM unit. Has three IOA slots for controlling LANs, twinaxial workstations, and communications. IOA Slot A is reserved for attaching one #2699 Two-Line WAN IOA or one #6149 or #6181 LAN IOA. IOA Slot B is reserved for attaching the #9699 Base Two-Line WAN IOA. IOA Slot C is reserved for attaching one #2699 Two-Line WAN IOA or one #6180 or #9280 Twinaxial IOA. Occupies two card slots. The #9751 has CCIN 6751. Does not support integrated hardware disk compression. Model 730 and 740 only.
#9754	#9754 MFIOP with RAID (Ultra SCSI) The #9754 MFIOP with RAID is an Ultra SCSI controller that provides unprotected, mirrored, or RAID-5 protection for internal disk units. It includes a 4M write cache for better performance and improved device utilization. The #9754 controls the internal CD-ROM drive and one internal tape unit. It contains three IOA slots for communications, LAN, and twinaxial I/O adapters. IOA Slot A is reserved for attaching one #2699 Two-Line WAN IOA or one #6149 or #6181 LAN IOA. IOA Slot B is reserved for attaching the #9699 Base Two-Line WAN IOA. IOA Slot C is reserved for attaching one #2699 Two-Line WAN IOA or one #6180 or #9280 Twinaxial IOA. Occupies two card slots. The #9754 controls Ultra, Fast Wide, and Fast Narrow SCSI disk units located in the 730 or 740 system unit, and the #5055 Storage Expansion Unit or the #5057 Storage Expansion Unit. The Ultra SCSI disks give the best performance when attached to the #9751. The #9754 also controls disks that are not Ultra SCSI. However, in that case, the disks do not perform at Ultra SCSI speeds. The #9754 supports a maximum of 20 disk units, one removable tape unit, and one CD-ROM unit. A maximum of 10 disk units per RAID-5 array are supported. Parity information can be spread across four or eight disk units. A maximum of four RAID-5 arrays are supported on one #9754. Disk units that are not supported in a RAID-5 array can be attached to the #9754 in either an unprotected or a mirrored environment.

#9754 (cont.)	<p>Since the #5544 System Console on Operations Console is the default for new 7xx Models, the #0328 Operations Console Cable is on the order unless another console controller is specified. To support the Remote Control Panel function, the #0380 Remote Control Panel Cable can be ordered as an option. The #0380 cable does not attach to a communication port.</p> <p>The #9754 has CCIN 6754. Model 730 and 740 only. Minimum OS/400 level: V4R2. Minimum OS/400 level to support integrated hardware disk compression: V4R3</p>
COMMUNICATIONS	
Comm. Restrictions	See "Comm. Restrictions" on page 34 for communications rules and restrictions.
#2605	<p>#2605 ISDN Basic Rate Interface Adapter (SPD)</p> <p>The #2605 connects to #2623 to support one communications line connecting to an ISDN network. The ISDN Basic Rate Interface supported by #2605 contains two high-speed ISDN user channels. One or two #2605s may be attached to one #2623 with no other IOAs allowed on the #2623.</p> <p>SPD slots required: None Prerequisite: #2623 Six-Line Communications Controller</p>
#2609	<p>#2609 EIA 232/V.24 Two-Line Adapter (SPD)</p> <p>The #2609 connects to #2623 to support two communications lines using Async, BSC, SDLC, or X.25 protocols. Two cables must be specified:</p> <ul style="list-style-type: none"> #9023 EIA 232/V.24 20-ft. (6m) enhanced cable #9835 EIA 232/V.24 50-ft. (15m) enhanced cable #9022 EIA 232/V.24 20-ft. (6m) cable #9836 EIA 232/V.24 50-ft. (15m) cable <p>The #2609 is supported for upgrades only. SPD slots required: None Prerequisite: #2623 Six-Line Communications Controller</p>
#2610	<p>#2610 EIA 232/V.24 Two-Line Adapter (SPD)</p> <p>The #2610 connects to #2623 to support two communications lines using X.21 or X.25 networks. Two cables must be specified:</p> <ul style="list-style-type: none"> #9021 X.21 20-ft. (6m) cable #9839 X.21 50-ft. (15m) cable <p>The #2610 is supported for upgrades only. SPD slots required: None Prerequisite: #2623 Six-Line Communications Controller</p>
#2612	<p>#2612 EIA 232/V.24 One-Line Adapter (SPD)</p> <p>The #2612 connects to #2623 to support one communication line using Async, BSC, SDLC, or X.25 protocols. One cable must be specified:</p> <ul style="list-style-type: none"> #9023 EIA 232/V.24 20-ft. (6m) enhanced cable #9835 EIA 232/V.24 50-ft. (15m) enhanced cable #9022 EIA 232/V.24 20-ft. (6m) cable #9836 EIA 232/V.24 50-ft. (15m) cable <p>The #2612 is supported for upgrades only. SPD slots required: None Prerequisite: #2623 Six-Line Communications Controller</p>
#2613	<p>#2613 V.35 One-Line Adapter (SPD)</p> <p>The #2613 connects to #2623 to support one V.35 communications line using either BSC, SDLC, or X.25 protocols. Each #2623 supports one V.35 line at speeds up to 640 Kbps, or two V.35 lines at speeds up to 512 Kbps, or three V.35 lines at speeds up to 384 Kbps. No other adapters are allowed on #2623 when running T1/E1/J1. One cable must be specified:</p> <ul style="list-style-type: none"> #9020 V.35 20-ft. (6m) cable #9838 V.35 50-ft. (15m) cable <p>The #2613 is supported for upgrades only. SPD slots required: None Prerequisite: #2623 Six-Line Communications Controller</p>

#2614	<p>#2614 X.21 One-Line Interface Adapter (SPD) The #2614 connects to #2623 to support one communications line using X.21 or X.25 networks. One cable must be specified: #9021 X.21 20-ft. (6m) cable #9839 X.21 50-ft. (15m) cable The #2614 is supported for upgrades only. SPD slots required: None Prerequisite: #2623 Six-Line Communications Controller</p>
#2620	<p>#2620 Full Cryptographic Processor (SPD) The #2620 provides full cryptographic support for encrypting and decrypting data. Distribution of the #2620 is restricted by U.S. Government Export Regulations. In countries outside the U.S.A and Canada, it can only be marketed to financial institutions and subsidiaries of U.S. companies. If a #2620 cannot be sold, a #2628 should be sold in its place. SPD slots required: One Maximum: One for the Model 720, three for the Model 730 and 740.</p>
#2623	<p>#2623 Six-Line Communications Controller (SPD) The #2623 provides for attachment of a wide range of iSeries or AS/400e communications adapters. These IOA adapters are supported by the #2623: #2605, #2609, #2610, #2612, #2613, #2614, #2654, #2655, #2656, #2657, #2658, #2659, #6153, and #6173. The #2623 supports two #2605 ISDN adapters or up to three EIA 232/V.24, X.21, and V.35 adapters. The #2623 is only orderable on 7xx models for customers purchasing the #2605 ISDN Basic Rate Interface Adapter. SPD slots required: One</p>
#2629	<p>#2629 LAN/WAN/Workstation IOP (SPD) The #2629 supports up to three #2699, #6149, #6180, or #6181 LAN/WAN/ Workstation IOAs. The #6149 and #6181 cannot occupy all three positions of the #2629. SPD slots required: One Maximum: One per SPD slot</p>
#2628	<p>#2628 Limited Cryptographic Processor (SPD) The #2628 provides the same function as #2620 except that it does not include data encryption/decryption using commercial Data Masking Facility for data scrambling. Can be marketed to any non-U.S. company. SPD slots required: One Maximum: One for the Model 720, three for the Model 730 and 740.</p>
#2654	<p>#2654 EIA 232/V.24 Two-Line IOA with 20-ft. Enhanced Cable The #2654 connects to #2623 to support two communications lines supporting Async, BSC, SDLC, or X.25 protocols using two EIA 232/V.24 20-ft. (6.2 m) enhanced cables. The #2654 is supported for upgrades only. SPD slots required: None Prerequisite: #2623 Six-Line Communications Controller</p>
#2655	<p>EIA 232/V.24 Two-Line Adapter with 20-ft. Cable The #2655 connects to #2623 to support two communications lines supporting Async, BSC, SDLC, or X.25 protocols using two EIA 232/V.24 20-ft. (6.2 m) cables. The #2655 is supported for upgrades only. SPD slots required: None Prerequisite: #2623 Six-Line Communications Controller</p>
#2656	<p>X.21 Two-Line Adapter with 20-ft. Cable The #2656 connects to #2623 to support two communications lines to attach to a X.21 or X.25 network using 20-ft. (6.2 m) cables. The #2656 is supported for upgrades only. SPD slots required: None Prerequisite: #2623 Six-Line Communications Controller</p>
#2657	<p>EIA 232/V.24 Two-Line Adapter 50-ft. Enhanced Cable The #2657 connects to #2623 to support two communications lines supporting Async, BSC, SDLC, or X.25 protocols using two EIA 232/V.24 50-ft. (15 meter) enhanced cables. The #2657 is supported for upgrades only. SPD slots required: None Prerequisite: #2623 Six-Line Communications Controller</p>
#2658	<p>EIA 232/V.24 Two-Line Adapter 50-ft. Cable The #2658 connects to #2623 to support two communications lines to supporting Async, BSC, SDLC, or X.25 protocols using two EIA 232/V.24 50-ft. (15 meter) cables. The #2658 is supported for upgrades only. SPD slots required: None Prerequisite: #2623 Six-Line Communications Controller</p>
#2659	<p>X.21 Two-Line Adapter 50-ft. Cable The #2659 connects to #2623 to support two communications lines to attach to a X.21 or X.25 network using 50-ft. (15 meter) cables. The #2659 is supported for upgrades only. SPD slots required: None Prerequisite: #2623 Six-Line Communications Controller</p>

#2664	<p>#2664 Integrated Fax Adapter (SPD)</p> <p>The #2664 provides two ports capable of transmission and receipt of facsimile data to or from a Group 3 capable Fax machine, another AS/400e or iSeries with the #2664, or PCs with appropriately programmed Fax adapters.</p> <p>SPD slots required: One</p> <p>Restriction: Not supported with V5R1 and later.</p> <p>Maximum: 32</p>
#2666	<p>#2666 High-Speed Communications Adapter (SPD)</p> <p>The #2666 provides one communications line capable of T1/E1 (1.544/2.048 Mbps) speeds. One of these cables must be specified:</p> <ul style="list-style-type: none"> #9879 20-ft. (6m) V.35 CCITT cable #9880 80-ft. (24m) V.35 CCITT cable #9882 20-ft. (6m) RS449/V.36 CCITT cable #9883 80-ft. (24m) RS449/V.36 CCITT cable* #9884 150-ft. (45m) RS449/V.36 CCITT cable* #9885 20-ft. (6m) X.21 CCITT cable <p>* These cables are only allowed when the customer's modem supports Looped Clocking Mode.</p> <p>The #2666 is supported on 7xx Models for upgrades only.</p> <p>SPD slots required: One</p> <p>Maximum: 12 on the Model 720, 20 on the Model 730, and 30 on the Model 740</p>
#2699	<p>#2699 Two-Line WAN IOA (SPD)</p> <p>The #2699 supports up to two multiple protocol communications ports when one or two of these cables are attached:</p> <ul style="list-style-type: none"> #0328 Operations Console 20-ft. (6m) cable* #0329 V.24/EIA232 80-ft. (24m) cable #0330 V.24/EIA232 20-ft. (6m) cable #0331 V.24/EIA232 50-ft. (15m) cable #0332 V.24/EIA232 20-ft. (6m) enhanced cable #0333 V.24/EIA232 50-ft. (15m) enhanced cable #0334 V.24/EIA232 80-ft. (24m) enhanced cable #0335 V.36/EIA449 20-ft. (6m) cable #0336 V.36/EIA449 50-ft. (15m) cable #0337 V.36/EIA449 150-ft. (45m) cable #0338 V.35 20-ft. (6m) cable #0339 V.35 50-ft. (15m) cable #0340 V.35 80-ft. (24m) cable #0341 X.21 20-ft. (6m) cable #0342 X.21 50-ft. (15m) cable <p>* Used to support the Operations Console function on CPU Models supporting logical partitioning (LPAR) for secondary partitions (V4R4 and later). A maximum of one #0328 cable is allowed per #2699.</p> <p>Prerequisite: #2629 LAN/WAN/Workstation IOP</p> <p>IOA slots required: One on #2629</p>
#2720 #9720	<p>#2720 Base PCI WAN/Twinaxial IOA</p> <p>The #2720 is a combined twinax/communication adapter can be provided on the base system and supports a single communications line intended for ECS. One cable must be specified.</p> <ul style="list-style-type: none"> #0348 V.24/EIA232 20-ft. (6m) PCI cable #0349 V.24/EIA232 50-ft. (15m) PCI cable #0350 V.24/EIA232 20-ft. (6m) Enhanced PCI cable #0351 V.24/EIA232 50-ft. (15m) Enhanced PCI cable #0352 V.24/EIA232 80-ft. (24m) Enhanced PCI cable <p>The #2720 also supports twinax workstations (see "WORKSTATION CONTROLLERS" on page 245).</p> <p>PCI card slots required: One</p> <p>Maximum: One #9720 Base PCI WAN/Twinaxial IOA or one #2720 Base PCI WAN/Twinaxial IOA per system.</p> <p>The #9720 is mutually exclusive with the #9721, #9745, and #2720.</p> <p>Model 720 only.</p>

<p>#2721</p>	<p>#2721 PCI Two-Line WAN IOA</p> <p>The #2721 supports up to two multiple protocol communications ports when one or two of these cables are attached:</p> <ul style="list-style-type: none"> #0348 V.24/EIA232 20-ft. (6m) PCI cable #0349 V.24/EIA232 50-ft. (15m) PCI cable #0350 V.24/EIA232 20-ft. (6m) enhanced PCI cable #0351 V.24/EIA232 50-ft. (15m) enhanced PCI cable #0352 V.24/EIA232 80-ft. (24m) enhanced PCI cable #0353 V.35 20-ft. (6m) PCI cable #0354 V.35 50-ft. (15m) PCI cable #0355 V.35 80-ft. (24m) PCI cable #0356 V.36 20-ft. (6m) PCI cable #0357 V.36 50-ft. (15m) PCI cable #0358 V.36 150-ft. (45m) PCI cable #0359 X.21 20-ft. (6m) PCI cable #0360 X.21 50-ft. (15m) PCI cable #0365 V.24/EIA232 80-ft. (24m) PCI cable #0367 Operations Console PCI Cable 20-ft. (6m)* <p>* Used to support the Operations Console function on CPU Models supporting logical partitioning (LPAR) (V4R4 and later). A maximum of one #0367 Operations Console PCI Cable is allowed per #2721.</p> <p>PCI slots required: One (low speed only).</p> <p>Supported but not orderable.</p> <p>Model 720 only.</p>
<p>#2745</p>	<p>#2745 PCI Two-Line WAN IOA</p> <p>The #2745 supports up to two multiple protocol communications ports when one or two of these cables are attached:</p> <ul style="list-style-type: none"> #0348 V.24/EIA232 20-ft. (6m) PCI cable #0349 V.24/EIA232 50-ft. (15m) PCI cable #0350 V.24/EIA232 20-ft. (6m) enhanced PCI cable #0351 V.24/EIA232 50-ft. (15m) enhanced PCI cable #0352 V.24/EIA232 80-ft. (24m) enhanced PCI cable #0353 V.35 20-ft. (6m) PCI cable #0354 V.35 50-ft. (15m) PCI cable #0355 V.35 80-ft. (24m) PCI cable #0356 V.36 20-ft. (6m) PCI cable #0357 V.36 50-ft. (15m) PCI cable #0358 V.36 150-ft. (45m) PCI cable #0359 X.21 20-ft. (6m) PCI cable #0360 X.21 50-ft. (15m) PCI cable #0365 V.24/EIA232 80-ft. (24m) PCI cable #0367 Operations Console PCI Cable 20-ft. (6m)* <p>* Used to support the Operations Console function on CPU Models supporting logical partitioning (LPAR) (V4R4 and later). A maximum of one #0367 Operations Console PCI Cable is allowed per #2745.</p> <p>PCI card slots required: One (low speed only with V4R3)</p> <p>Model 720 only.</p>
<p>#2750</p>	<p>#2750 PCI ISDN BRI U Adapter (available in the United States and Canada only)</p> <p>The #2750 is a four-port (8 channel) ISDN BRI (basic rate) full sized PCI card. Each port consists of 2B+D configuration. The #2750 is the "U"-bus (2 wire) version of the ISDN BRI PCI card. The #2750 feature supports these protocols:</p> <ul style="list-style-type: none"> PPP (communicates with remote analog modems (V.90) as well as with remote ISDN devices) IDLC Fax <p>Four 30-ft. (9.3 m) RJ-45 to RJ-45 network cables are shipped with each #2750 feature. For configuration purposes, each #2750 counts as eight lines (two lines per port) toward the system communication maximums. Supports full duplex.</p> <p>Requirements: The #2750 requires country certification or homologation.</p> <ul style="list-style-type: none"> Full-sized PCI card slot. Maximum: One per IOP Prerequisite: #2824 PCI Feature Controller Minimum OS/400 level: V4R4 and PTF MF22528, or Cumulative (CUM) PTF package C9313440 or later

#2751	<p>#2751 PCI ISDN BRI S/T IOA The #2751 is a four-port (eight channel) ISDN BRI (basic rate) full sized PCI card. Each port consists of 2B+D configuration. The #2751 is the "S/T"-bus (four wire) version of the ISDN BRI PCI card.</p> <p>Note: This requires a network terminating device in the circuit. In the United States and Canada, this must be provided by the customer. In other countries, it is most likely provided by the telephone company.</p> <p>The #2751 supports these protocols: PPP (communicates with remote analog modems (V.90) as well as with remote ISDN devices) IDLC Fax</p> <p>Four 30-ft. (9.3 m) RJ-45 to RJ-45 network cables are shipped with each #2751 feature. For configuration purposes, each #2751 counts as eight lines (two lines per port) towards the system communication maximums. Supports full duplex. Requirements: The #2751 requires country certification or homologation. Full sized PCI card slot.</p> <p>Maximum: One per IOP Prerequisite: #2824 PCI Feature Controller Minimum OS/400 level: V4R4 and PTF MF22528, or Cumulative (CUM) PTF package C9313440 or later</p>
#2761	<p>#2761 Integrated Analog Modem The #2761 allows the modem function to be integrated into the IOA and supports multiple analog modem ports (eight phone lines). The #2761 runs these protocols without the need for an external modem: SLIP/PPP uses V.90, so maximum line speed is 56 Kbps SDLC uses V.34, so maximum line speed is 33.6 Kbps. Fax uses V.17 to achieve a 14.4 Kbps maximum line speed.</p> <p>An asynchronous line description is required for Fax and can only be used for Fax. ECS line not supported. Eight 30-ft. (8 m) phone cables are shipped with each #2761. To the iSeries or AS/400e server, the #2761 appears like a single IOA with eight individual resources available. For configuration purposes, each #2761 counts as eight communications lines. Prerequisite: #2824 PCI Feature Controller Requirements: The #2761 requires country certification or homologation. Full sized PCI card slot.</p> <p>Maximum: One per IOP Minimum OS/400 level: V4R4 and PTF MF22528, or Cumulative (CUM) PTF package C9313440 or later</p>
#2809	<p>#2809 PCI LAN/WAN/Workstation IOP The #2809 can be used for attaching LAN, WAN, and Workstation IOAs to the system. For full details, see "WORKSTATION CONTROLLERS" on page 245. Model 720 only.</p>
#2824	<p>#2824 PCI Feature Controller The #2824 can be used for attaching LAN, WAN, and Workstation IOAs to the system. For full details, see "WORKSTATION CONTROLLERS" on page 245.</p>
#4800	<p>#4800 PCI Cryptographic Processor The #4800 is a hardware cryptography solution based on the IBM #4758 card. It is a half length PCI card. Since the feature is temperature sensitive, it is shipped separately in specially designed, insulated packaging. Maximum: Three per system Prerequisite: #2824 PCI Feature Controller Minimum OS/400 level: V4R4</p>
#4802	<p>#4802 PCI Cryptographic Processor The #4802 is a hardware cryptography solution based on the IBM 4758 (LEEDS-1) card. The #4802 is a half-length PC form-factor PCI card which offers rich cryptography function, secure storage of cryptographic keys, and 12 MB/s performance (at the card level) for bulk data encryption. The #4802 provides greater security by use of 168-bit key (versus the 56-bit key on the #4800). The #4802 is available worldwide. The level of cryptographic function is determined by the Cryptographic Access Provider licensed program, which is downloaded to the adapter. Due to temperature requirements (card temperature must not drop below 5 F (-15 C)), the #4802 is shipped separately from the system in a special package. Prerequisite: An available high-speed slot under a #2824 PCI Feature Controller in a #5065/#5066 PCI Expansion Tower Maximum: Three per system. Minimum OS/400 level: V4R5</p>
#6153	<p>V.35 One-Line Adapter 20-foot Cable The #6153 connects to #2623 to support one communications line supporting V.35 protocol using a 20-ft. (6.2 m) cable. The #6153 is supported for upgrades only. SPD slots required: None Prerequisite: #2623 Six-Line Communications Controller</p>

#6173	<p>V.35 One-Line Adapter 50-foot Cable</p> <p>The #6173 connects to #2623 to support one communications line supporting V.35 protocol using a 50-ft. (15 meter) cable. The #6173 is supported for upgrades only.</p> <p>SPD slots required: None</p> <p>Prerequisite: #2623 Six-Line Communications Controller</p>
#9699	<p>#9699 Base Two-Line WAN IOA</p> <p>The #9699 supports up to two multiple protocol communications ports when any one or two of these cables are attached:</p> <ul style="list-style-type: none"> #0328 20-ft. (6m) Operations Console Cable (V4R3 required)* #0329 V.24/EIA 232 80-ft. (24m) cable #0330 V.24/EIA232 20-ft. (6m) cable #0331 V.24/EIA232 50-ft. (15m) cable #0332 V.24/EIA232 20-ft. (6m) enhanced cable #0333 V.24/EIA232 50-ft. (15m) enhanced cable #0334 V.24/EIA232 80-ft. (24m) enhanced cable #0335 V.36/EIA449 20-ft. (6m) cable #0336 V.36/EIA449 50-ft. (15m) cable #0337 V.36/EIA449 150-ft. (45m) cable #0338 V.35 20-ft. (6m) cable #0339 V.35 50-ft. (15m) cable #0340 V.35 80-ft. (24m) cable #0341 X.21 20-ft. (6m) cable #0342 X.21 50-ft. (15m) cable #0344 20-ft. (6m) Comms Console Cable (Must be ordered for Client Access Console) <p>*Used to support the Operations Console function (default). Required and Defaulted by the configurator. The #0328 and #0344 are mutually exclusive.</p> <p>To support the Remote Control Panel function, the #0380 Remote Control Panel Cable can be ordered as an option. The #0380 cable does not attach to a communication port.</p> <p>The #9699 is the base communications adapter card and is placed in Slot B of the MFIOP.</p> <p>IOA slots required for #9699: One on #9751, or #9754.</p> <p>Model 730 and 740 only.</p>
#9721	<p>#9721 Base PCI Two-Line WAN IOA</p> <p>The #9721 supports ECS and Client Access Console. Select one of these cables for ECS:</p> <ul style="list-style-type: none"> #0348 V.24/EIA232 20-ft. (6m) PCI cable #0349 V.24/EIA232 50-ft. (15m) PCI cable #0350 V.24/EIA232 20-ft. (6m) enhanced PCI cable #0351 V.24/EIA232 50-ft. (15m) enhanced PCI cable #0352 V.24/EIA232 80-ft. (24m) enhanced PCI cable #0353 V.35 20-ft. (6m) PCI cable #0354 V.35 50-ft. (15m) PCI cable #0355 V.35 80-ft. (24m) PCI cable #0356 V.36 20-ft. (6m) PCI cable #0357 V.36 50-ft. (15m) PCI cable #0358 V.36 150-ft. (45m) PCI cable #0359 X.21 20-ft. (6m) PCI cable #0360 X.21 50-ft. (15m) PCI cable #0365 V.24/EIA232 80-ft. (24m) PCI cable <p>Must be ordered for Client Access Console:</p> <ul style="list-style-type: none"> #0362 20-ft. (6m) Client Access Console Cable. <p>Used to support the Operations Console function (default):</p> <ul style="list-style-type: none"> #0367 Operations Console PCI Cable 20-ft. (6m). Required unless #2720, #2722 or #2746 is ordered. <p>To support the Remote Control Panel function, the #0381 Remote Control Panel Cable can be ordered as an option. The #0381 cable does not attach to a communication port.</p> <p>PCI card slots required: One</p> <p>Maximum: One</p> <p>The #9721 is mutually exclusive with the #9720 and #9745.</p> <p>Supported, but cannot be ordered.</p> <p>Model 720 only.</p>

#9745	<p>#9745 Base PCI Two-Line WAN IOA</p> <p>The #9745 is a two line communications adapter which supports ECS and Client Access Console. Select one of these cables for ECS:</p> <ul style="list-style-type: none"> #0348 V.24/EIA232 20-ft. (6m) PCI cable #0349 V.24/EIA232 50-ft. (15m) PCI cable #0350 V.24/EIA232 20-ft. (6m) Enhanced PCI cable #0351 V.24/EIA232 50-ft. (15m) Enhanced PCI cable #0352 V.24/EIA232 80-ft. (24m) Enhanced PCI cable #0353 V.35 20-ft. (6m) PCI cable #0354 V.35 50-ft. (15m) PCI cable #0355 V.35 80-ft. (24m) PCI cable #0356 V.36 20-ft. (6m) PCI cable #0357 V.36 50-ft. (15m) PCI cable #0358 V.36 150-ft. (45m) PCI cable #0359 X.21 20-ft. (6m) PCI cable #0360 X.21 50-ft. (15m) PCI cable #0365 V.24/EIA232 80-ft. (24m) PCI cable #0367 Operations Console PCI Cable 20-ft. (6m)* <p>Order this feature for Client Access Console:</p> <ul style="list-style-type: none"> #0362 20-ft. (6m) Client Access Console Cable <p>*Used to support the Operations Console function (default):</p> <ul style="list-style-type: none"> #0367 Operations Console PCI Cable 20-ft. (6m). Required unless #2720, #2722 or #2746 is ordered. <p>To support the Remote Control Panel function, the #0381 Remote Control Panel Cable can be ordered as an option. The #0381 cable does not attach to a communication port.</p> <p>PCI card slots required: One Maximum: One Mutually exclusive with #9720 and #9721 Model 720 only.</p>
#9751	<p>#9751 MFIOP with RAID (Ultra SCSI)</p> <p>The #9751 contains function for controlling 20 disk units, one removable media unit, and one CD-ROM unit. Has three IOA slots for controlling LANs, twinaxial workstations, and communications. IOA Slot A is reserved for attaching one #2699 Two-Line WAN IOA or one #6149 or #6181 LAN IOAs. IOA Slot B is reserved for attaching the #9699 Base Two-Line WAN IOA. IOA Slot C is reserved for attaching one #2699 Two-Line WAN IOA or one #6180 or #9280 Twinaxial IOA. Occupies two card slots. The #9751 has CCIN 6751.</p> <p>Does not support integrated hardware disk compression. Supported but not orderable. Model 730 and 740 only.</p>
#9754	<p>#9754 MFIOP with RAID (Ultra SCSI)</p> <p>The #9754 MFIOP with RAID is an Ultra SCSI controller that provides unprotected, mirrored, or RAID-5 protection for internal disk units. It includes a 4M write cache for better performance and improved device utilization. The #9754 controls the internal CD-ROM drive and one internal tape unit. It contains three IOA slots for communications, LAN, and twinaxial I/O adapters. IOA Slot A is reserved for attaching one #2699 Two-Line WAN IOA or one #6149 or #6181 LAN IOA. IOA Slot B is reserved for attaching the #9699 Base Two-Line WAN IOA. IOA Slot C is reserved for attaching one #2699 Two-Line WAN IOA or one #6180 or #9280 Twinaxial IOA. Occupies two card slots.</p> <p>The #9754 controls Ultra, Fast Wide, and Fast Narrow SCSI disk units located in the 730 or 740 system unit, and the #5055 Storage Expansion Unit or the #5057 Storage Expansion Unit. The Ultra SCSI disks give the best performance when attached to the #9751. The #9754 also controls disks that are not Ultra SCSI. However, in that case, the disks do not perform at Ultra SCSI speeds.</p> <p>The #9754 supports a maximum of 20 disk units, one removable tape unit, and one CD-ROM unit. A maximum of 10 disk units per RAID-5 array are supported. Parity information can be spread across four or eight disk units. A maximum of four RAID-5 arrays are supported on one #9754. Disk units that are not supported in a RAID-5 array can be attached to the #9754 in either an unprotected or a mirrored environment.</p> <p>Since the #5544 System Console on Operations Console is the default for new 7xx Models, the #0328 Operations Console Cable is on the order unless another console controller is specified. To support the Remote Control Panel function, the #0380 Remote Control Panel Cable can be ordered as an option. The #0380 cable does not attach to a communication port.</p> <p>The #9754 has CCIN 6754. Model 730 and 740 only. Minimum OS/400 level: V4R2. Minimum OS/400 level to support integrated hardware disk compression: V4R3</p>

LANS/ATM	
#2617	<p>#2617 Ethernet/IEEE 802.3 Adapter/HP (SPD) The #2617 provides a single attachment to one Carrier Sense Multiple Access/Collision Detect Local Area Network. Consists of an adapter card and internal code, which supplies Ethernet Version 2 and IEEE 802.3 Media Access Control (MAC) plus IEEE 802.2 Logical Link Control (LLC) functions. An AUI Ethernet cable must be ordered separately. Supports 10 Mbps half-duplex only. SPD slots required: One Supported but not orderable</p>
#2618	<p>#2618 Fiber Distributed Data Interface Adapter (SPD) The #2618 provides one interface to connect an iSeries or AS/400e to an FDDI LAN which complies with ANSI X3T9.5 and ISO 9314 standards. Consists of a card, a wrap connector, and Licensed Internal Code, which supplies IEEE 802.2 Logical Link Control (LLC), ANSI X3T9.5/ISO 9314 Media Access Control (MAC) functions, and ANSI X3T9.5 Station Management (SMT) functions. A multi-node (62.5/125 micron) FDDI optical fiber jumper cable to connect the adapter to the FDDI ring must be ordered separately. SPD slots required: One Supported but not orderable.</p>
#2619	<p>#2619 LAN/WAN/Workstation IOA (SPD) The #2619 provides a single attachment to a 16 Mbps or a 4 Mbps Token Ring Network. It consists of an adapter card, internal code (supplies IEEE 802.5 Media Access Control (MAC) and IEEE 802.2 Logical Link Control (LLC) functions), and an external 8-ft. (2.4m) cable. SPD slots required: One Supported but not orderable.</p>
#2626	<p>#2626 16/4 Mbps Token Ring Adapter (SPD) The #2626 provides a single attachment to a 16 Mbps or a 4 Mbps Token Ring Network. It consists of an adapter card, internal code (supplies IEEE 802.5 Media Access Control (MAC) and IEEE 802.2 Logical Link Control (LLC) functions), and an external 8-ft. (2.4m) cable. The #2626 is supported for upgrades only. It is not orderable. SPD slots required: One</p>
#2629	<p>#2629 LAN/WAN/Workstation IOP (SPD) The #2629 supports up to three #2699, #6149, #6180, or #6181 LAN/WAN/ Workstation IOAs. The #6149 and #6181 cannot occupy all three positions of the #2629. SPD slots required: One Maximum: One per SPD slot</p>
#2663	<p>#2663 I/O Attachment Processor (SPD) The #2663 is an I/O processor required when attaching the #2668 Wireless LAN Adapter. The #2663 and #2668 are integrated in a single hardware package to operate as a unit. SPD slots required: One (with #2668)</p>
#2665	<p>Shielded Twisted-Pair Distributed Data Interface Adapter (SPD) The #2665 provides one interface to connect to an FDDI LAN, which is constructed of IBM Cabling System Type 1, 2, 6, or 9 shielded twisted-pair wiring. It consists of a card, a wrap connector, and Licensed Internal Code, which supplies IEEE 802.2 Logical Link Control (LLC), ANSI X3T9.5/ISO 9314 Media Access Control (MAC) functions and ANSI X3T9.5 Station Management (SMT) functions. IBM FDDI copper jumper cables to connect the adapter to the FDDI ring must be ordered separately. SPD slots required: One</p>
#2668	<p>#2668 Wireless LAN Adapter (SPD) The #2668 provides wireless connectivity to workstations or other systems connected to a wireless LAN network. One of these antenna cables must be specified: #9814 20-ft. (6m) antenna cable #9815 50-ft. (15m) antenna cable One of these antenna must be specified: #9889 YAGI Directional Antenna #9890 Omni Directional Antenna (360 degree) #9891 Hemispherical Antenna (180 degree) #9892 Directional Antenna (90 degree) SPD slots required: One (with #2663) Prerequisite: #2623 Six-Line Communications Controller. Restriction: The #2668 is supported for upgrades only.</p>

#2723 #9723	<p>#2723 PCI Ethernet IOA</p> <p>The #2723 provides a single attachment to one Carrier Sense Multiple Access/Collision Detect Local Area Network. Consists of an adapter card and internal code, which supplies Ethernet Version 2 and IEEE 802.3 Media Access Control (MAC) plus IEEE 802.2 Logical Link Control (LLC) functions. Has a RJ45 connector and a 15 pin D-shell connector for attachment of customer supplied cabling. Cabling must meet or exceed Industry Standard EIA/TIA T568B. AUI Ethernet or RJ45 twisted pair cable must be ordered separately.</p> <p>The #9723 is a base LAN.</p> <p>The Ethernet/IEEE 802.3 IOA is capable of operating in half or full duplex mode.</p> <p>PCI slots required: One</p>
#2724 #9724	<p>#2724 PCI 16/4 Mbps Token Ring IOA</p> <p>The #2724 provides a single attachment to a 16 Mbps or a 4 Mbps Token Ring Network. It consists of an adapter card, internal code, which supplies IEEE 802.5 Media Access Control (MAC) and IEEE 802.2 Logical Link Control (LLC) functions, and an external 8-ft. (2.4m) cable. Alternatively, a twisted pair cable for attachment to the RJ45 connector on the IOA can be ordered separately. The #9724 is a base LAN. The IOA is capable of operating in half or full duplex mode.</p> <p>PCI slots required: One</p>
#2809	<p>#2809 PCI LAN/WAN/Workstation IOP</p> <p>The #2809 can be used for attaching LAN, WAN, and Workstation IOAs to the system. For full details, refer to "WORKSTATION CONTROLLERS" on page 245.</p> <p>Maximum: One in the system unit, two in the #9329 PCI Card Expansion Unit.</p> <p>Model 720 only.</p>
#2824	<p>#2824 PCI Feature Controller</p> <p>The #2824 can be used for attaching LAN, WAN, and workstation IOAs to the system. For full details, refer to "WORKSTATION CONTROLLERS" on page 245.</p> <p>Maximum: One in the system unit, two in the #9329/#9330 PCI Integrated Expansion Unit two in #5065 Storage/PCI Expansion Tower.</p>
#2810	<p>#2810 LAN/WAN IOP (SPD)</p> <p>The #2810 is an IOP required to attach one #2838 PCI 100/10 Mbps Ethernet IOA or the #2811/#2812/#2815/#2816/#2818/#2819 PCI ATM IOA on an SPD Bus.</p> <p>Prerequisite for these preceding features—although they can alternatively be located directly in an appropriate PCI slot.</p> <p>SPD slots required: One</p>
#2811	<p>#2811 PCI 25 Mbps UTP ATM IOA (PCI or SPD)</p> <p>The #2811 provides attachment into an Asynchronous Transfer Mode (ATM) network using Unshielded Twisted Pair (UTP) cabling. The #2811 is typically used where 25 Mbps speed is required over distances of less than 100 meters.</p> <p>SPD slots required: One (with #2810) or high-speed PCI slots required: One</p> <p>Prerequisite: #2809 PCI LAN/WAN/Workstation IOP (when located in PCI slot); #2810 LAN/WAN IOP (when located in SPD slot)</p>
#2812	<p>#2812 PCI 45 Mbps Coax T3/DS3 ATM IOA (PCI or SPD)</p> <p>The #2812 provides attachment into an Asynchronous Transfer Mode (ATM) network using coax cabling and the T3/DS-3 interface. The #2812 is typically used where 45 Mbps speed is required over distances of less than 1000 meters.</p> <p>SPD slots required: One (with #2810) or High-speed PCI slots required: One</p> <p>Prerequisite: #2809 PCI LAN/WAN/Workstation IOP (when located in PCI slot); #2810 LAN/WAN IOP (when located in SPD slot)</p>
#2815	<p>#2815 PCI 155 Mbps UTP OC3 ATM IOA (PCI or SPD)</p> <p>The #2815 provides attachment into an Asynchronous Transfer Mode (ATM) network using the Unshielded Twisted Pair (UTP-5) interface. This interface is intended for connection to both local area switches and direct connection to service provider equipment. The #2815 is typically used where 155 Mbps speed is required over distances of less than 100 meters.</p> <p>SPD slots required: One (with #2810) or High-speed PCI slots required: One</p> <p>Prerequisite: #2809 PCI LAN/WAN/Workstation IOP (when located in PCI slot); #2810 LAN/WAN IOP (when located in SPD slot)</p>
#2816	<p>#2816 PCI 155 Mbps MMF ATM IOA (PCI or SPD)</p> <p>The #2816 provides attachment into an Asynchronous Transfer Mode (ATM) network using the Multi-Mode Fiber (MMF) 62.5 micron interface. This interface is intended for connection to both local area switches and direct connection to service provider equipment. The #2816 is typically used where 155 Mbps speed is required over distances of less than 2 kilometers.</p> <p>SPD slots required: One (with #2810) or High-speed PCI slots required: One</p> <p>Prerequisite: #2809 PCI LAN/WAN/Workstation IOP (when located in PCI slot); #2810 LAN/WAN IOP (when located in SPD slot)</p>

#2818	<p>#2818 PCI 155 Mbps SMF OC3 ATM IOA (PCI or SPD)</p> <p>The #2818 provides attachment into an Asynchronous Transfer Mode (ATM) network using the Single Mode Fibre (SMF) 9 micron interface. This interface is intended primarily for direct connection to service provider equipment, but can be used for local area switches. The #2818 is typically used where 155 Mbps speed is required over distances of from 16 to 40 kilometers.</p> <p>SPD slots required: One (with #2810) or High-speed PCI slots required: One</p> <p>Prerequisite: #2809 PCI LAN/WAN/Workstation IOP (when located in PCI slot); #2810 LAN/WAN IOP (when located in SPD slot)</p>												
#2819	<p>#2819 PCI 34 Mbps Coax E3 ATM IOA (PCI or SPD)</p> <p>The #2819 provides attachment into an Asynchronous Transfer Mode (ATM) network using coax cabling and the E3 interface. The #2819 is typically used where 34 Mbps speed is required over distances of less than 1000 meters.</p> <p>SPD slots required: One (with #2810) or High-speed PCI slots required: One</p> <p>Prerequisite: #2809 PCI LAN/WAN/Workstation IOP (when located in PCI slot); #2810 LAN/WAN IOP (when located in SPD slot)</p>												
#2838 #9738	<p>#2838 PCI 100/10 Mbps Ethernet IOA (PCI or SPD)</p> <p>The #2838/#9738 provides attachment to standard 100 Mbps high-speed Ethernet LANs and allows attachment to existing 10 Mbps Ethernet LANs. The Ethernet/IEEE 802.3 IOA is capable of operating in half or full duplex mode. The adapter comes standard with an RJ45 connector for attachment to UTP-5 media #9738 is a base LAN. Cabling for 10 Mbps must be CAT-3 or CAT-5, cabling for 100 Mbps must be CAT-5 that meets or exceeds Industry Standard EIA/TIA T568A or T568B. Maximum cable length is 100 meters.</p> <p>SPD slots required: One (with #2810); three (with #6617 or #6618) or High-speed PCI slots required: One</p> <p>Prerequisite: #2809 PCI LAN/WAN/Workstation IOP, #2824, #2854 or #2865 (when located in PCI slot); #2810 LAN/WAN IOP, #6617 or #6618 (when located in SPD slot).</p>												
#2851	<p>#2851 Integrated PC Server</p> <p>The #2851 contains a 166 MHz Pentium Processor, four main storage slots, and two LAN IOA slots for high performance serving to LAN attached PCs. Comes with 32 MB of main storage and supports up to three of these main storage features:</p> <ul style="list-style-type: none"> #2860 16 MB Integrated PC Server Memory #2861 32 MB Integrated PC Server Memory <p>Either one or two LAN IOAs are supported:</p> <ul style="list-style-type: none"> #2723 PCI Ethernet IOA #2724 PCI 16/4 Mbps Token Ring IOA <p>PCI slots required: Two in reserved positions in the base system unit or in the #9329 PCI Card Expansion Unit.</p> <p>Supported but not orderable. Model 720 only.</p>												
#2854	<p>#2854 PCI Integrated PC Server</p> <p>The #2854 contains a 200 MHz Pentium Processor, four main storage slots, and two LAN IOA slots for high performance serving to LAN attached PCs.</p> <p>Between one and four of main storage features must also be ordered:</p> <ul style="list-style-type: none"> #2861 32 MB Integrated PC Server Memory #2862 128 MB Integrated PC Server Memory <p>Up to two of LAN IOAs are supported. At least one LAN IOA is required. A maximum of one LAN IOA can be a #2838 or a #9738.</p> <table border="0" style="width: 100%;"> <tr> <td>#2723 PCI Ethernet IOA</td> <td>Specify #0221 is required for each #2723 ordered.</td> </tr> <tr> <td>#2724 PCI 16/4 Mbps Token Ring IOA</td> <td>Specify #0220 is required for each #2724 ordered.</td> </tr> <tr> <td>#2838 PCI 100/10 Mbps Ethernet IOA</td> <td>Specify #0222 is required for each #2823 ordered.</td> </tr> </table> <p>Only one of these base LAN IOAs is supported:</p> <table border="0" style="width: 100%;"> <tr> <td>#9723 PCI Ethernet IOA</td> <td>Specify #0221 is required for each #9723 ordered.</td> </tr> <tr> <td>#9724 PCI Token Ring IOAA</td> <td>Specify #0220 is required for each #9724 ordered.</td> </tr> <tr> <td>#9738 PCI 100/10 Mbps Ethernet IOA</td> <td>Specify #0222 is required for each #9738 ordered.</td> </tr> </table> <p>Only one of the IOAs can be a #2838 or a #9738.</p> <p>When running Windows NT on the #2854, then:</p> <ul style="list-style-type: none"> A minimum of 64 MB IOP memory is required. The #0325 Integrated PC Server Extension Cable for Windows NT is required. The #1700 Integrated PC Server Keyboard/Mouse for Windows NT, the default in the U.S.A. A display must be connected to the IPCS to support Windows NT. <p>For country-specific keyboard/mouse and display support, access the site at: http://www.ibm.com/eserver/series/windowsintegration/</p> <p>When running OS/2 on the #2854, then:</p> <ul style="list-style-type: none"> The #0325 and #1700 are not allowed. A maximum of 512 MB IOP memory allowed. 	#2723 PCI Ethernet IOA	Specify #0221 is required for each #2723 ordered.	#2724 PCI 16/4 Mbps Token Ring IOA	Specify #0220 is required for each #2724 ordered.	#2838 PCI 100/10 Mbps Ethernet IOA	Specify #0222 is required for each #2823 ordered.	#9723 PCI Ethernet IOA	Specify #0221 is required for each #9723 ordered.	#9724 PCI Token Ring IOAA	Specify #0220 is required for each #9724 ordered.	#9738 PCI 100/10 Mbps Ethernet IOA	Specify #0222 is required for each #9738 ordered.
#2723 PCI Ethernet IOA	Specify #0221 is required for each #2723 ordered.												
#2724 PCI 16/4 Mbps Token Ring IOA	Specify #0220 is required for each #2724 ordered.												
#2838 PCI 100/10 Mbps Ethernet IOA	Specify #0222 is required for each #2823 ordered.												
#9723 PCI Ethernet IOA	Specify #0221 is required for each #9723 ordered.												
#9724 PCI Token Ring IOAA	Specify #0220 is required for each #9724 ordered.												
#9738 PCI 100/10 Mbps Ethernet IOA	Specify #0222 is required for each #9738 ordered.												

#2854 (cont.)	<p>When running Novell Netware on the #2854, then: The #0325 and #1700 are not allowed. A maximum of 256 MB IOP memory is supported. PCI slots required: Two in reserved positions in the system unit or in the #9329 PCI Card Expansion Unit. Model 720 only.</p>
#2865	<p>#2865 PCI Integrated Netfinity Server The #2865 contains a 333 MHz Pentium Processor, four main storage slots, and two LAN IOA slots for high performance serving to LAN-attached PCs. The four main storage slots can each contain one of these features, giving a maximum of 1024 MB. At least one main storage feature is required: #2861 32 MB Integrated PC Server Memory #2862 128 MB Integrated PC Server Memory #2867 256 MB Integrated PC Server Memory Up to two of these LAN IOAs are supported. At least one LAN IOA is required. A maximum of one LAN IOA can be a #2838 or a #9738. #2723 PCI Ethernet IOA Specify #0221 is required for each #2723 ordered. #2724 PCI 16/4 Mbps Token Ring IOA Specify #0220 is required for each #2724 ordered. #2838 PCI 100/10 Mbps Ethernet IOA Specify #0222 is required for each #2838 ordered Minimum OS/400 level: V4R3 and CUM C8349430 or later Model 720 only. Only one of these base LAN IOAs is supported: #9723 PCI Ethernet IOA Specify #0221 is required for each #9723 ordered. #9724 PCI Token Ring IOA Specify #0220 is required for each #9724 ordered. #9738 PCI 100/10 Mbps Ethernet IOA Specify #0222 is required for each #9738 ordered. If running Windows NT on the #2865, then: A minimum of 64 MB IOP memory is required. The #0325 Integrated PC Server Extension Cable for Windows NT is required. The #1700 Integrated PC Server Keyboard/Mouse for Windows NT is the default in the U.S.A. A display is required to support Windows NT on the IPCS. For country-specific keyboard/mouse and display support, access the site at: http://www.ibm.com/eserver/series/windowsintegration/ When running OS/2 on the #2865, then: The #0325 and #1700 are not allowed. A maximum of 512 MB IOP memory is supported. When running Novell Netware on the #2865, then: The #0325 and #1700 are not allowed. A maximum of 256 MB IOP memory is supported. PCI slots required: Two in reserved positions in the base system unit or in the #9329/#9330 PCI Integrated Expansion Unit</p>
#6149 #9249	<p>#6149 16/4 Mbps Token Ring IOA (SPD) The #6149 provides a single attachment to a 16 Mbps or a 4 Mbps Token Ring Network. It consists of an IOA card, internal code, which supplies IEEE 802.5 Media Access Control (MAC) and IEEE 802.2 Logical Link Control (LLC), and an external 8-ft. (2.4m) cable. Alternatively, a twisted pair cable for attachment to the RJ45 connector on the IOA can be ordered separately. Can operate in half or full duplex mode. The #9249 is a base LAN specify. SPD slots required: None Prerequisite: A free slot in #2629 LAN/WAN/Workstation IOP or #6616 Integrated PC Server</p>
#6181 #9381	<p>#6181 ASCII Workstation Controller (SPD) The #6181 provides a single attachment to one Carrier Sense Multiple Access/Collision Detect Local Area Network. Consists of an adapter card and internal code, which supplies Ethernet Version 2 and IEEE 802.3 Media Access Control (MAC) plus 802.2 Logical Link Control (LLC) functions. Has a RJ45 connector and a 15 pin D-shell connector for attachment of customer supplied cabling. Cabling must meet or exceed Industry Standard EIA/TIA T568B. #9381 is a base LAN specify. The Ethernet/IEEE 802.3 IOA is capable of operating in half or full duplex mode. This cable can be ordered if the customer is choosing IBM AUI cabling: #9025 Ethernet Cable (3 meter AUI) If the customer is not choosing IBM AUI cabling, AUI Ethernet or RJ45 twisted pair cable must be ordered separately. SPD slots required: None Prerequisite: A free slot in #2629 LAN/WAN/Workstation IOP or #6616 Integrated PC Server</p>

<p>IPCS</p> <p>#6516</p> <p>#6517</p> <p>#6518</p> <p>#6519</p> <p>#6526</p> <p>#6527</p> <p>#6528</p> <p>#6529</p> <p>#6509</p> <p>#6520</p>	<p>Integrated PC Server (IPCS) (formerly known as FSIO) (SPD)</p> <p>Supported but not orderable.</p> <p>Contains a 66 MHz 486 Processor, main storage, and ability to attach to one or two LANs for high performance serving to LAN attached PCs.</p> <p>This initial order configurations can be upgraded using #6509 or #6520:</p> <p>16 MB One-Port Integrated PC Server</p> <p>32 MB One-Port Integrated PC Server</p> <p>48 MB One-Port Integrated PC Server</p> <p>64 MB One-Port Integrated PC Server</p> <p>16 MB Two-Port Integrated PC Server</p> <p>32 MB Two-Port Integrated PC Server</p> <p>48 MB Two-Port Integrated PC Server</p> <p>64 MB Two-Port Integrated PC Server</p> <p>These cables need to be specified depending on the LAN being attached to:</p> <p>#9024 Token ring cable (2.4m)</p> <p>#9025 Ethernet Cable (3m AUI)</p> <p>SPD slots required: Two contiguous slots</p> <p>Additional 16 MB for Integrated PC Server</p> <p>The #6509 is used to increase the memory on an installed Integrated PC Server up to the maximum of 64 MB.</p> <p>Upgrade One-Port Integrated PC Server to Two-Port Integrated PC Server</p> <p>The #6620 cannot be used with a Two-Port Integrated PC Server.</p> <p>#9024 or #9025 cables can be ordered with #6520 depending on the LAN to be attached to.</p>												
<p>#6616</p>	<p>#6616 Integrated PC Server (SPD)</p> <p>The #6616 contains a 166 MHz Pentium Processor, two main storage slots, and two LAN IOA slots for high performance serving to LAN attached PCs. The two main storage slots can each contain one of these features, giving a maximum of 256MB. At least one main storage feature is required:</p> <p>#2861 32 MB Integrated PC Server Memory</p> <p>#2862 128 MB Integrated PC Server Memory</p> <p>Either one or two of these LAN IOAs are supported:</p> <p>#6149 16/4 Mbps Token Ring IOA</p> <p>#6181 ASCII Workstation Controller</p> <p>SPD slots required: Two contiguous slots</p> <p>Supported but not orderable</p>												
<p>#6617</p>	<p>#6617 Integrated PC Server (SPD)</p> <p>The #6617 contains a 200 MHz Pentium Processor, four main storage slots, and three LAN IOA slots for high performance serving to LAN-attached PCs. The four main storage slots can each contain one of these features, giving a maximum of 512 MB. At least one main storage feature is required:</p> <p>#2861 32 MB Integrated PC Server Memory</p> <p>#2862 128 MB Integrated PC Server Memory</p> <p>Up to three of these LAN IOAs are supported. At least one LAN IOA is required. A maximum of two of the LAN IOAs can be #2838/#9738.</p> <table border="0"> <tr> <td>#2723 PCI Ethernet IOA</td> <td>Specify #0221 is required for each #2723 ordered.</td> </tr> <tr> <td>#2724 PCI 16/4 Mbps Token Ring IOA</td> <td>Specify #0220 is required for each #2724 ordered.</td> </tr> <tr> <td>#2838 PCI 100/10 Mbps Ethernet IOA</td> <td>Specify #0222 is required for each #2838 ordered.</td> </tr> </table> <p>Only one of these base LAN IOAs is supported:</p> <table border="0"> <tr> <td>#9723 PCI Ethernet IOA</td> <td>Specify #0221 is required for each #9723 ordered.</td> </tr> <tr> <td>#9724 PCI Token Ring IOA</td> <td>Specify #0220 is required for each #9724 ordered.</td> </tr> <tr> <td>#9738 PCI 100/10 Mbps Ethernet IOA</td> <td>Specify #0222 is required for each #9738 ordered.</td> </tr> </table> <p>The third LAN and the second #2838 can only be used if running Windows NT on the #6617. The #0222 specify feature is required for each #2838 attached to the #6617 Integrated PC Server. When running Windows NT on the #6617, then:</p> <p>A minimum of 64 MB IOP memory is required.</p> <p>#0325 Integrated PC Server Extension Cable for Windows NT is required.</p> <p>#1700 Integrated PC Server Keyboard or Mouse for Windows NT. Default in the U.S.A.</p> <p>A display unit is required to support Windows NT on the IPCS or Integrated xSeries Server.</p> <p>For country-specific keyboard/mouse and display support, access the site at: http://www.ibm.com/eserver/series/windowsintegration/</p> <p>When running OS/2 on the #6617, then:</p> <p>The #0325 and #1700 are not allowed.</p> <p>Only two of the LAN IOA slots can be used and only one can contain a #2838/#9738.</p> <p>A maximum of 512 MB IOP memory is supported.</p>	#2723 PCI Ethernet IOA	Specify #0221 is required for each #2723 ordered.	#2724 PCI 16/4 Mbps Token Ring IOA	Specify #0220 is required for each #2724 ordered.	#2838 PCI 100/10 Mbps Ethernet IOA	Specify #0222 is required for each #2838 ordered.	#9723 PCI Ethernet IOA	Specify #0221 is required for each #9723 ordered.	#9724 PCI Token Ring IOA	Specify #0220 is required for each #9724 ordered.	#9738 PCI 100/10 Mbps Ethernet IOA	Specify #0222 is required for each #9738 ordered.
#2723 PCI Ethernet IOA	Specify #0221 is required for each #2723 ordered.												
#2724 PCI 16/4 Mbps Token Ring IOA	Specify #0220 is required for each #2724 ordered.												
#2838 PCI 100/10 Mbps Ethernet IOA	Specify #0222 is required for each #2838 ordered.												
#9723 PCI Ethernet IOA	Specify #0221 is required for each #9723 ordered.												
#9724 PCI Token Ring IOA	Specify #0220 is required for each #9724 ordered.												
#9738 PCI 100/10 Mbps Ethernet IOA	Specify #0222 is required for each #9738 ordered.												

#6617 (cont.)	<p>When running Novell Netware on the #6617, then: The #0325 and #1700 are not allowed. Only two of the LAN IOA slots can be used and only one can contain a #2838/#9738. A maximum of 256 MB IOP memory is supported. SPD slots required: Three contiguous slots. Cannot be placed in the #5044 System Unit Expansion Rack.</p>
#6618	<p>#6618 Integrated Netfinity Server (SPD) The #6618 contains a 333 MHz Pentium Processor, four main storage slots, and three LAN IOA slots for high performance serving to LAN-attached PCs. The four main storage slots can each contain one of these features, giving a maximum of 1024 MB. At least one main storage feature is required: #2861 32 MB Integrated PC Server Memory #2862 128 MB Integrated PC Server Memory #2867 256 MB Integrated PC Server Memory Up to three of these LAN IOAs are supported. At least one LAN IOA is required. A maximum of two of the LAN IOAs can be #2838/#9738. #2723 PCI Ethernet IOA Specify #0221 is required for each #2723 ordered. #2724 PCI 16/4 Mbps Token Ring IOA Specify #0220 is required for each #2724 ordered. #2838 PCI 100/10 Mbps Ethernet IOA Specify #0222 is required for each #2838 ordered. Only one of these base LAN IOAs is supported: #9723 PCI Ethernet IOA Specify #0221 is required for each #9723 ordered. #9724 PCI Token Ring IOAA Specify #0220 is required for each #9724 ordered. #9738 PCI 100/10 Mbps Ethernet IOA Specify #0222 is required for each #9738 ordered. Minimum OS/400 level: V4R3 and CUM C8349430 or later. The third LAN and the second #2838 can only be used if running Windows NT on the #6618. The #0222 100/10 Mbps Ethernet on IPCS is required for each #2838 attached to the #6618 Integrated Netfinity Server. When running Windows NT on the #6618, then: A minimum of 64 MB IOP memory is required. The #0325 Integrated PC Server Extension Cable for Windows NT is required. The #1700 Integrated PC Server Keyboard or Mouse for Windows NT is the default in the U.S.A. A display is required to support Windows NT on the IPCS. For country-specific keyboard, mouse and display support, access the site at: http://www.ibm.com/eserver/iserries/windowsintegration/ When running OS/2 on the #6618, then: The #0325 and #1700 are not allowed. Only two of the LAN IOA slots can be used and only one can contain a #2838/#9738. A maximum of 512 MB IOP memory is supported. When running Novell Netware on the #6618, then: The #0325 and #1700 are not allowed. Only two of the LAN IOA slots can be used and only one can contain a #2838/#9738. A maximum of 256 MB IOP memory is supported. SPD slots required: Three contiguous slots. Cannot be placed in #5044 System Unit Expansion Rack.</p>
#8664	<p>Base Fiber Distributed Data Interface Adapter (SPD) The #8664 provides one interface to connect an iSeries or AS/400e to an FDDI LAN, which complies with ANSI X3T9.5 and ISO 9314 standards. Consists of a card, a wrap connector, and Licensed Internal Code, which supplies IEEE 802.2 Logical Link Control (LLC), ANSI X3T9.5/ISO 9314 Media Access Control (MAC) functions, and ANSI X3T9.5 Station Management (SMT) functions. A multi-node (62.5/125 micron) FDDI optical fiber jumper cable to connect the adapter to the FDDI ring must be ordered separately. SPD slots required: One Supported but not orderable. Model 730 and 740 only.</p>
#8665	<p>Base Shielded Twisted-Pair Distributed Data Interface Adapter (SPD) The #8665 provides one interface to connect to an FDDI LAN, which is constructed of IBM Cabling System Type 1, 2, 6, or 9 shielded twisted-pair wiring. It consists of a card, a wrap connector, and Licensed Internal Code, which supplies IEEE 802.2 Logical Link Control (LLC), ANSI X3T9.5/ISO 9314 Media Access Control (MAC) functions, and ANSI X3T9.5 Station Management (SMT) functions. IBM FDDI copper jumper cables to connect the adapter to the FDDI ring must be ordered separately. SPD slots required: One Supported but not orderable. Model 730 and 740 only.</p>
DISK UNITS	
#1312	<p>One-byte 1.03 GB Disk Unit Conversion Kit The #1312 provides the hardware for migrating one 1.03 GB one-byte SCSI disk unit. Supported only in the system unit or the #5064/#9364 System Unit Expansion. One #1312 migrates the #6601, #6602, #6701, #6802, #9601, or #9602 disk. Model 720 only.</p>

#1313	<p>One-byte 1.96 GB Disk Unit Conversion Kit</p> <p>The #1313 provides the hardware for migrating one 1.96 GB one-byte SCSI disk unit. Supported only in the system unit or the #5064/#9364 System Unit Expansion. One #1313 migrates a #6603 disk. Model 720 only.</p>
#1322	<p>Two-byte 1.03 GB Disk Unit Conversion Kit</p> <p>The #1322 provides the hardware for migrating one 1.03 GB two-byte SCSI disk unit. Supported only in the system unit or the #5064/#9364 System Unit Expansion. One #1322 migrates a #6652 or #9652 disk. Model 720 only.</p>
#1323	<p>Two-byte 1.96 GB Disk Unit Conversion Kit</p> <p>The #1323 provides the hardware for migrating one 1.96 GB two-byte SCSI disk unit. Supported only in the system unit or the #5064/#9364 System Unit Expansion. One #1323 migrates a #4650, #6650, or #8650 disk. Model 720 only.</p>
#1325	<p>Two-byte 1.03 GB Disk Unit Conversion Kit</p> <p>The #1325 provides the hardware for migrating one 1.03 GB two-byte SCSI disk unit. Supported only in the system unit or #5064/#9364 System Unit Expansion. One #1325 migrates a #4605, #6605, #9605, or #9705 disk. Model 720 only.</p>
#1326	<p>Two-byte 1.96 GB Disk Unit Conversion Kit</p> <p>The #1326 provides the hardware for migrating one 1.96 GB two-byte SCSI disk unit. Supported only in the system unit or #5064/#9364 System Unit Expansion. One #1326 migrates a #4606, #6606, #8606, #8706, or #9606 disk. Model 720 only.</p>
#1327	<p>Two-byte 4.19 GB Disk Unit Conversion Kit</p> <p>The #1327 provides the hardware for migrating one 4.19 GB two-byte SCSI disk unit. If located in a 3xx/5xx Model #1327 is used, in a 2xx/4xx Model #1337 is used. Supported only in the system unit or #5064/#9364 System Unit Expansion. One #1327 migrates a #4607, #6607, #7607, #8607, or #8707 disk. Model 720 only.</p>
#1333	<p>Two-byte 8.58 GB Disk Unit Conversion Kit (Ultra SCSI)</p> <p>The #1333 provides the hardware for migrating one 8.58 GB two-byte SCSI disk unit. Supported only in the system unit or #5064/#9364 System Unit Expansion. One #1333 migrates a #6713, #7713, or #8713 disk. Model 720 only.</p>
#1334	<p>Two-byte 17.54 GB Disk Unit Conversion Kit (Ultra SCSI)</p> <p>The #1334 provides the hardware for migrating one 17.54 GB two-byte SCSI disk unit. Supported only in the system unit or #5064/#9364 System Unit Expansion. One #1334 migrates a #6714 disk. Model 720 only.</p>
#1336	<p>Two-byte 1.96 GB Disk Unit Conversion Kit (Ultra SCSI)</p> <p>The #1336 provides the hardware for migrating one 1.96 GB two-byte SCSI disk unit. Supported only in the system unit or #5064/#9364 System Unit Expansion. One #1336 migrates a #6906 disk. Model 720 only.</p>
#1337	<p>Two-byte 4.19 GB Disk Unit Conversion Kit (Ultra SCSI)</p> <p>The #1337 provides the hardware for migrating one 4.19 GB two-byte SCSI disk unit. If located in a 5xx Model #1327 is used, in a 4xx Model #1337 is used. Model 720 only.</p>
#1602	<p>One-byte 1.03 GB Disk Unit Conversion Kit</p> <p>The #1602 provides the hardware for migrating one 1.03 GB one-byte SCSI disk unit. Supported only in #5052, #5057, or #5058 Storage Expansion Unit positions 1 through 7. The #1602 is supported for upgrades only.</p>
#1603	<p>#1603 1.96 GB Single Disk Unit Conversion Kit One-byte</p> <p>The #1603 provides the hardware for migrating one 1.96 GB one-byte SCSI disk unit. Supported only in #5052, #5057, or #5058 Storage Expansion Unit positions 1 through 7. The #1603 is supported for upgrades only.</p>
#4308	<p>4.19 GB Additional Two-byte Disk Unit (Ultra SCSI)</p> <p>The #4308 provides a 3 ½-inch single disk unit with 4.19 GB capacity for a additional disk storage. Prerequisite: #5065/#5066 PCI Expansion Tower with #2748 PCI RAID Disk Unit Controller. Supported in the #5065/#5066 only. Minimum OS/400 level: V4R4 The #4308 is a Customer Install Feature (CIF).</p>
#4314	<p>#4314 8.58 GB Disk Unit (Ultra SCSI)</p> <p>The #4314 provides an additional 3 ½-inch two-byte single disk unit with 8.58 GB capacity (7200 RPM). Prerequisite: #5065/#5066 PCI Expansion Tower with #2748 PCI RAID Disk Unit Controller. Minimum OS/400 level: V4R4 The #4314 is a Customer Install Feature (CIF).</p>

#4317	<p>#4317 8.58 GB Disk Unit 10k RPM (Ultra2 SCSI)</p> <p>The #4317 provides an additional 3 ½-inch single disk unit with 8.58 GB capacity. Prerequisite: #5065/#5066 PCI Expansion Tower with #2748 PCI RAID Disk Unit Controller. Supported in the #5065/#5066 only. Minimum OS/400 level: V4R4 The #4317 is a Customer Install Feature (CIF).</p>
#4318	<p>#4318 17.54 GB Disk Unit 10k RPM (Ultra2 SCSI)</p> <p>The #4318 provides an additional 3 ½-inch single disk unit with 17.54 GB capacity. Prerequisite: #5065/#5066 PCI Expansion Tower with #2748 PCI RAID Disk Unit Controller. Supported in the #5065/#5066 only. Minimum OS/400 level: V4R4 The #4318 is a Customer Install Feature (CIF).</p>
#4324	<p>17.54 GB Additional Two-byte Disk Unit (Ultra SCSI)</p> <p>The #4324 provides a 3 ½-inch single disk unit with 17.54 GB capacity for a additional disk storage (7200 RPM). Prerequisite: #5065/#5066 PCI Expansion Tower with #2748 PCI RAID Disk Unit Controller. Supported in the #5065/#5066 only. Minimum OS/400 level: V4R4 The #4324 is a Customer Install Feature (CIF).</p>
#4331	<p>#4331 1.6 GB Read Cache Device</p> <p>The #4331 provides 1.6 Gb of capacity for large read cache function. It is mutually exclusive with DASD compression. The system arrives in performance mode with compression function turned off on the #2748 PCI RAID Disk Unit Controller. Prerequisite: #2748 PCI RAID Disk Unit Controller. Supported in the #5065/#5066 PCI Expansion Tower only. Maximum: One per #2748 IOP. Minimum OS/400 level: V4R4 The #4331 is a Customer Install Feature (CIF).</p>
#6605	<p>1.03 GB Additional Two-byte Disk Unit</p> <p>The #6605 provides a 3 ½-inch single disk unit with 1.03 GB capacity for additional disk storage. The #6605 is supported for upgrades only. Supported only in the #5052, #5055, #5057, #5058 Storage Expansion Unit, or the #5082, #5083 Storage Expansion Towers. The #6605 is supported for upgrades only.</p>
#6606	<p>1.96 GB Additional Two-byte Disk Unit</p> <p>The #6606 provides a 3 ½-inch single disk unit with 1.96 GB capacity for additional disk storage. The #6606 is supported for upgrades only. Supported in the #5052, #5055, #5057, #5058 Storage Expansion Unit, or the #5082, #5083 Storage Expansion Towers, and in a #9251 or Model 730 System Tower. The #6606 is supported for upgrades only.</p>
#6607	<p>4.19 GB Additional Two-byte Disk Unit</p> <p>The #6607 provides a 3 ½-inch single disk unit with 4.19 GB capacity for additional disk storage. The #6607 is supported for upgrades only. The #6607 is supported in the #5052, #5055, #5057, #5058 Storage Expansion Unit, #5082, #5083 Storage Expansion Towers, and in #9251 Base I/O Tower, or Model 730 System Tower. RPQ 843977 and RPQ 843978 can be used for migration to 7xx system units and the #5064, #5072, #5073, #5082, #5083, and #9364 System Unit Expansions and Towers. The #6607 is supported for upgrades only.</p>
#6650	<p>1.96 GB Additional Two-byte Disk Unit</p> <p>The #6650 provides a 3 ½-inch single disk unit with 1.96 GB capacity for additional disk storage. The #6650 is supported in the #5052, #5055, #5057, #5058 Storage Expansion Units, #5082, #5083 Storage Expansion Towers, and in a #9251 Base I/O Tower, or Model 730 System Tower. The #6650 is supported for upgrades only.</p>
#6652	<p>1.03 GB Additional Two-byte Disk Unit</p> <p>The #6652 provides a 3 ½-inch single disk unit with 1.03 GB capacity for additional disk storage. Supported in the #5052, #5055, #5057, #5058 Storage Expansion Unit, #5082, #5083 Storage Expansion Tower, and in a #9251 Base I/O Tower or Model 730 System Tower. The #6652 is supported for upgrades only.</p>
#6713	<p>#6713 8.58 GB Disk Unit (Two-byte) (Ultra SCSI)</p> <p>The #6713 provides a 3 ½-inch single disk unit with 8.58 GB capacity for additional disk storage. The #6713 is supported in the #5052, #5055, #5057, or #5058 Storage Expansion Unit, #5082, #5083 Storage Expansion Towers, and in the #9251 Base I/O Tower, or Model 730 System Tower. RPQ 843977 and RPQ 843978 can be used for migration to 7xx system units and the #5064, #5072, #5073, and #9364 System Unit Expansion tower.</p>
#6714	<p>#6714 17.54 GB Disk Unit (Two-byte) (Ultra SCSI)</p> <p>The #6714 provides a 3 ½-inch single disk unit with 17.54 GB capacity for additional disk storage. Supported in the #5052, #5055, #5057, or #5058 Storage Expansion Unit, or the #5082, #5083 Storage Expansion Towers, and in the #9251 Base I/O Tower or Model 730 System Tower. RPQ 843977 and RPQ 843978 can be used for migration to 7xx system units and the #5072 and #5073 1063 Mbps System Unit Expansion Tower.</p>

#6717	<p>#6717 8.58 GB 10k RPM Disk Unit (Two-byte) (Ultra SCSI)</p> <p>The #6717 provides a 3 ½-inch single disk unit with 8.58 GB capacity for additional disk storage. Supported in the #5052, #5055, #5057, or #5058 Storage Expansion Unit or #5082 or #5083 Storage Expansion Towers and in #9251 or Model 730 System Tower. For best performance when installed in Storage Expansion or Storage Expansion Tower, use the #6532 or #6533 RAID Disk Unit Controller (Ultra SCSI) in a #5058 or #5083. Not supported on the #6502/#6512/#6530. Supported in the #5065/#5066 PCI Expansion Tower through RPQ 847102.</p> <p>As of February 2002, the IBM Configurator converts #6717 to #4317 10k RPM disk units as part of an MES upgrade. RPQ 847102 is no longer required.</p> <p>Minimum OS/400 level: V4R3</p>
#6718	<p>#6718 17.54 GB 10k RPM Disk Unit (Two-byte) (Ultra SCSI)</p> <p>The #6718 provides a 3 ½-inch single disk unit with 17.54 GB capacity for additional disk storage. Supported in the #5052, #5055, #5057, or #5058 Storage Expansion Units or the #5082 or #5083 Storage Expansion Towers and in #9251 or Model 730 System Tower. For best performance when installed in Storage Expansion or Storage Expansion Tower, use the #6532 or #6533 RAID Disk Unit Controller (Ultra SCSI) in a #5058 or #5083. Not supported on the #6502/#6512/#6530. Supported in the #5065/#5066 PCI Expansion Tower through RPQ 847102.</p> <p>As of February 2002, the IBM Configurator converts #6718 to #4318 10k RPM disk units as part of an MES upgrade. RPQ 847102 is no longer required.</p> <p>Minimum OS/400 level: V4R4</p>
#6806	<p>1.96 GB Additional Two-byte Disk Unit (Ultra SCSI)</p> <p>The #6806 provides a 3 ½-inch single disk unit with 1.96 GB capacity for additional disk storage. Supported only in the system unit or the #5064/#9364 System Unit Expansion. The #6806 is supported for upgrades only.</p> <p>Model 720 only.</p>
#6807	<p>#6807 4.19 GB Additional Two byte Disk Unit (Ultra SCSI)</p> <p>The #6807 provides a 3 ½-inch single disk unit with 4.19 GB capacity for additional disk storage. Supported only in the system unit or the #5064/#9364 System Unit Expansion.</p> <p>Model 720 only.</p>
#6813	<p>#6813 8.58 GB Additional Two-byte Disk Unit (Ultra SCSI)</p> <p>The #6813 provides a 3 ½-inch single disk unit with 8.58 GB capacity for additional disk storage. Supported only in the system unit or the #5064/#9364 System Unit Expansion.</p> <p>Model 720 only.</p>
#6817	<p>#6817 8.58 GB 10k RPM Disk Unit (Two-byte) (Ultra SCSI)</p> <p>The #6817 provides a 3 ½-inch single disk unit with 8.58 GB capacity for additional disk storage. Supported only in the system unit or #5064/#9364 System Unit Expansion. Not supported on the #9364 with the #6502/#6512/#6530. Supported in the #5065/#5066 PCI Expansion Tower through RPQ 847102.</p> <p>As of February 2002, the IBM Configurator converts #6817 to #4317 10k RPM disk units as part of an MES upgrade. RPQ 847102 is no longer required.</p> <p>Minimum OS/400 level: V4R3</p> <p>Model 720 only.</p>
#6818	<p>#6818 17.54 GB 10k RPM Disk Unit (Two-byte) (Ultra SCSI)</p> <p>The #6818 provides a 3 ½-inch single disk unit with 17.54 GB capacity for additional disk storage. Supported only in the system unit or the #5064/#9364 System Unit Expansion. Not supported on #9364 with the #6502/#6512/#6530. Supported in the #5065/#5066 PCI Expansion Tower through RPQ 847102.</p> <p>As of February 2002, the IBM Configurator converts #6818 to #4317 10k RPM disk units as part of an MES upgrade. RPQ 847102 is no longer required.</p> <p>Minimum OS/400 level: V4R4</p> <p>Model 720 only</p>
#6824	<p>#6824 17.54 GB Disk Unit (Ultra SCSI)</p> <p>The #6824 provides a 3 ½-inch single disk unit with 17.54 GB capacity for additional disk storage. Supported only in the system unit or the #5064/#9364 System Unit Expansion.</p> <p>Model 720 only.</p>
#6831	<p>#6831 1.6 GB Read Cache Device</p> <p>The #6831 provides 1.6 GB of capacity for large read cache function. Is mutually exclusive with DASD compression. The system arrives in performance mode with compression function turned off on the #2748 PCI RAID Disk Unit Controller. Mirroring is not supported on the #6381.</p> <p>Prerequisite: #2748 PCI RAID Disk Unit Controller</p> <p>One DASD Slot 1.6-inch in the system unit or in the #9364.</p> <p>Maximum: One per #2748 IOP.</p> <p>Minimum OS/400 level: V4R4</p> <p>Model 720 only</p>

#6906	<p>1.96 GB Additional Two-byte Disk Unit (Ultra SCSI)</p> <p>The #6906 provides a 3 ½-inch single disk unit with 1.96 GB capacity for additional disk storage. Supported in the #5052, #5055, #5057, or #5058 Storage Expansion Unit or the #5082 or #5083 Storage Expansion Towers and in the #9251 or Model 730 System Tower. For best performance when installed in Storage Expansion or Storage Expansion Tower, use the #6532 or #6533 RAID Disk Unit Controller (Ultra SCSI) in a #5058 or #5083.</p>
#6907	<p>4.19 GB Additional Two-byte Disk Unit (Ultra SCSI)</p> <p>The #6907 provides a 3 ½-inch single disk unit with 4.19 GB capacity for additional disk storage. Supported in the #5052, #5055, #5057, or #5058 Storage Expansion Unit or #5082 or #5083 Storage Expansion Towers and in the #9251 or Model 730 System Tower. For best performance when installed in Storage Expansion or Storage Expansion Tower, use the #6532 or #6533 RAID Disk Unit Controller (Ultra SCSI) in a #5058 or #5083.</p>
#8617	<p>8.58 GB Optional Base Two-byte Disk Unit 10k RPM (Ultra SCSI)</p> <p>The #8617 provides a 3 ½-inch single disk unit with 8.58 GB capacity as the base disk unit in place of the #9907. Not supported on the #6502/#6512/#6530. Beginning 12 February 2002, the IBM Configurator converts #8617 to #4317 as part of an MES upgrade. Minimum OS/400 level: V4R3 Model 730 and 740 only</p>
#8618	<p>17.54 GB Optional Base Two-byte Disk Unit 10k RPM (Ultra SCSI)</p> <p>The #8618 provides a 3 ½-inch single disk unit with 8.58 GB capacity as the base disk unit in place of the #9907. Not supported on the #6502/#6512/#6530. Minimum OS/400 level: V4R4 Model 730 and 740 only.</p>
#8713	<p>8.58 GB Optional Base Two-byte Disk Unit (Ultra SCSI)</p> <p>The #8713 provides a 3 ½-inch single disk unit with 8.58 GB capacity as the base disk unit in place of the #9907. Model 730 and 740 only.</p>
#8714	<p>17.54 GB Optional Base Two-Byte Disk Unit (Ultra SCSI)</p> <p>The #8714 provides a 3 ½-inch single disk unit with 17.54 GB capacity as the base disk unit in place of the #9907.</p>
#8813	<p>8.58 GB Optional Base Two-byte Disk Unit (Ultra SCSI)</p> <p>The #8813 provides a 3 ½-inch single disk unit with 8.58 GB capacity as the base disk unit in place of the #9707. Model 720 only.</p>
#8817	<p>#8817 8.58 GB Optional Base Two-byte Disk Unit 10k RPM (Ultra SCSI)</p> <p>The #8817 provides a 3 ½-inch single disk unit with 8.58 GB capacity as the base disk unit in place of the #9707. Supported only in the system unit or #5064/#9364 System Unit Expansion. Not supported on the #9364 with the #6502/#6512/#6530. Beginning 12 February 2002, the IBM Configurator converts #8817 to #4317 as part of an MES upgrade. Minimum OS/400 level: V4R3 Model 720 only.</p>
#8818	<p>#8818 17.54 GB Optional Base Two-byte Disk Unit 10k RPM (Ultra SCSI)</p> <p>The #8818 provides a 3 ½-inch single disk unit with 17.54 GB capacity as the base disk unit in place of the #9707. Supported only in the system unit or #5064/#9364 System Unit Expansion. Not supported on the #9364 with the #6502/#6512/#6530. Minimum OS/400 level: V4R4 Model 720 only.</p>
#8824	<p>17.54 GB Optional Base Two-Byte Disk Unit (Ultra SCSI)</p> <p>The #8824 provides a 3 ½-inch single disk unit with 17.54 GB capacity as the base disk unit in place of the #9707. Model 720 only.</p>
#9606	<p>1.967 GB Base Disk Unit</p> <p>The #9606 provides a 3 ½-inch single disk unit with 1.967 GB capacity as base disk unit. The #9606 is retained during upgrades when no other base disk unit is selected. Supported for upgrades only. Model 730 and 740 only.</p>
#9707	<p>#9707 4.19 GB Base Two-byte Disk Unit (Ultra SCSI)</p> <p>The #9707 provides a 3 ½-inch single disk unit with 4.19 GB capacity as the default base disk unit. Model 720 only.</p>
#9907	<p>4.19 GB Base Two-byte Disk Unit (Ultra SCSI)</p> <p>The #9907 provides a 3 ½-inch single disk unit with 4.19 GB capacity as the default base disk unit. Model 730 and 740 only.</p>

RPQ 843977	RPQ 843977 is for customers who want to move 4/8/17 GB disk units from one AS/400 to another AS/400. The RPQ provides hardware for mounting one disk unit. The hardware in this RPQ allows for mounting #6607/#6907 (4.194 GB unit), #6713 (8.58 GB unit), and #6714 (17.54 GB unit) in the system unit of a Model 640/650/S30/S40/730/740 and in the #5052/#5055/#5057/#5058/#5070/#5071/#5072/#5073/#5080/#5081/#5082/#5083 disk expansion units and towers. These target enclosures use SPD technology. After the disk drives are installed, an RPO change must be processed to add a #6607/#6907 for each #6607/#6907 added, a #6713 for each #6713 added, and a #6714 for each #6714 added.
RPQ 843978	RPQ 843978 is for customers who want to move 4/8/17GB disk units from one AS/400 to another AS/400. The RPQ provides hardware for mounting one disk unit. The hardware in this RPQ allows for mounting device types #6607/#6907 (4.194 GB unit), #6713 (8.58 GB unit), and #6417 (17.54 GB unit) in the system unit of a Model 170/600/S10/620/ S20/720 and the #7101/#7102/#5064/#9364 expansion units and towers. After the disk drives are installed, an RPO change must be processed to add a #6807 for each #6607/#6907 added, add a #6813 for each device #6713 added, and add a #6824 for each #6417 added.
RPQ 847102	RPQ 847102 ships the disk mounting hardware and instructions required to convert a #6717/#6817 to a #4317 and a #6718/#6818 to a #4318. Order one RPQ for each disk unit to be converted. Confirm that there is disk space available in an existing or on-order #5065/#5066 PCI Expansion Tower. This RPQ can also be used to move a disk to an iSeries 270, 820, 830, 840, or #5075, #5074/#9074, and #5079/#9079 PCI Expansion Towers.
INTERNAL TAPE UNITS AND CD-ROM	
#1349	1.2 GB ¼-inch Cartridge Tape Unit Conversion Kit The #1349 provides the hardware for migrating a #6368 1.2 GB ¼-inch cartridge tape unit. Supported only in the system unit or #5064/#9364 System Unit Expansion. Model 720 only.
#1350	2.5 GB ¼-inch Cartridge Tape Unit Conversion Kit The #1350 provides the hardware for migrating #6369 and #6380, 2.5 GB ¼-inch cartridge tape unit. Supported only in the system unit or the #5064/#9364 System Unit Expansion. Model 720 only.
#1355	13 GB ¼-inch Cartridge Tape Unit Conversion Kit The #1355 provides the hardware for migrating #6385 13 GB ¼-inch cartridge tape unit. Supported only in the system unit or the #5064/#9364 System Unit Expansion. Model 720 only.
#1360	7 GB 8 mm Cartridge Tape Unit Conversion Kit The #1360 provides the hardware for migrating a #6390 7 GB 8 mm cartridge tape unit. Supported only in the system unit or the #5064/#9364 System Unit Expansion. Model 720 only.
#1379	1.2 GB ¼-inch Cartridge Tape Unit Conversion Kit The #1379 provides the hardware for migrating 1.2 GB ¼-inch cartridge tape units. Supported only in the #5072 or #5073 System Unit Expansion Towers. The #1379 is supported for upgrades only. Model 720 only.
#1380	2.5 GB ¼-inch Cartridge Tape Unit Conversion Kit The #1380 provides the hardware for migrating 2.5 GB ¼-inch cartridge tape units. Supported only in the #5072 or #5073 System Unit Expansion Towers. The #1380 is supported for upgrades only. Model 720 only.
#4425	#4425 CD-ROM Prerequisite: #2748 PCI RAID Disk Unit Controller. Minimum OS/400 level: V4R4 Supported only in the #5065. The #4425 is a Customer Install Feature (CIF).
#4482	#4482 4 GB ¼-inch Cartridge Tape Unit The #4482 can be used for save/restore, alternate IPL, migration, and ¼-inch cartridge tape exchange using the appropriate media and density. This tape unit is not compatible with System/36 ¼-inch cartridge tape units. Supported only in the #5065. The #4482 is a Customer Install Feature (CIF).
#4483	#4483 16 GB ¼-inch Cartridge Tape Unit The #4483 can be used for save/restore, alternate IPL, migration, and ¼-inch cartridge tape exchange using the appropriate media and density. This tape unit is not compatible with System/36 ¼-inch cartridge tape units. Supported only in the #5065. The #4483 is a Customer Install Feature (CIF).

#4486	<p>#4486 25 GB ¼-inch Cartridge Tape Unit</p> <p>The #4486 can be used for save/restore, alternate IPL, migration and ¼-inch cartridge tape exchange using the appropriate media and density. This tape unit is not compatible with System/36 ¼-inch cartridge tape units. Supported only in the #5065.</p> <p>The #4486 is a Customer Install Feature (CIF).</p>
#4487	<p>#4487 50 GB ¼-inch Cartridge Tape Unit</p> <p>The #4487 can be used for save/restore, alternate IPL, migration and ¼-inch cartridge tape exchange using the appropriate media and density. The #4487 tape unit is not compatible with System/36 ¼-inch cartridge tape units. Prerequisite: #2748/#2778 PCI RAID Disk Unit Controller. Supported only in the #5065.</p> <p>Minimum OS/400 level: V5R1</p> <p>The #4487 is a Customer Install Feature (CIF).</p>
#4684	<p>#4684 30 GB ¼-inch Cartridge Tape Unit</p> <p>The #4684 is a 30 GB ¼-inch cartridge tape unit that can be mounted in a removable media device slot of a system unit or an expansion tower. The #4684 maybe used for save/restore, alternate IPL, program distribution, migration and ¼-inch cartridge tape exchange.</p> <p>See 16.8, "QIC format compatibility for iSeries and AS/400e systems" on page 531, for supported media types.</p> <p>Supported only in the #5065.</p> <p>The #4684 is a Customer Install Feature (CIF).</p>
#5032	<p>Removable Media Device Cluster Box</p> <p>The #5032 is a rack-mounted box that allows the attachment between one and four #6368 or #6369 1.2 GB or 2.5 GB ¼-inch cartridge tape units. It attaches to the #2621 Storage Device Controller.</p> <p>The #5032 is supported for upgrades only.</p>
#6325	<p>Optional CD-ROM Feature</p> <p>Limits the use of tape in the same tower to #6380 and #6390 on #5072s or #5073s.</p> <p>Maximum one per I/O tower and Model 740 system unit, one per Model 730 system unit.</p> <p>Prerequisite: #2624 Storage Device Controller.</p> <p>Minimum OS/400 level: V4R4</p> <p>Available on the Model 730 and 740 system unit and #5072 and #5073 System Unit Expansion Towers.</p>
#6368	<p>1.2 GB ¼-inch Cartridge Tape Unit</p> <p>The #6368 can be used for save/restore, alternate IPL, migration and ¼-inch cartridge tape exchange using the appropriate media and density. The #6386 is installed in a #5032.</p> <p>The #6368 is supported for upgrades only.</p>
#6369	<p>#6369 2.5 GB ¼-inch Cartridge Tape Unit</p> <p>The #6369 can be used for save/restore, alternate IPL, migration and ¼-inch cartridge tape exchange using the appropriate media and density. The #6369 is installed in a #5032.</p> <p>The #6369 is supported for upgrades only.</p>
#6380	<p>#6380 2.5 GB ¼-inch Cartridge Tape Unit</p> <p>The #6380 can be used for save/restore, alternate IPL, migration and ¼-inch cartridge tape exchange using the appropriate media and density.</p> <p>Supported only in the #5072, #5073, or #9251 Base I/O Towers and in the Model 730 System Tower.</p> <p>The #6380 is supported for upgrades only.</p>
#6381	<p>#6381 2.5 GB ¼-inch Cartridge Tape</p> <p>The #6381 can be used for save/restore, alternate IPL, migration and ¼-inch cartridge tape exchange using the appropriate media and density.</p> <p>Supported only in the #5072, #5073, or #9251 Base I/O Towers and in the Model 730 System Tower.</p>
#6382	<p>#6382 4 GB ¼-inch Cartridge Tape Unit</p> <p>The #6382 can be used for save/restore, alternate IPL, migration, and ¼-inch cartridge tape exchange using the appropriate media and density. This tape unit is not compatible with System/36 ¼-inch cartridge tape units.</p> <p>Supported only in the #5072, #5073, or #9251 Base I/O Towers and in the Model 730 System Tower.</p>
#6383	<p>#6383 16 GB ¼-Inch Cartridge Tape Unit</p> <p>The #6383 can be used for save/restore, alternate IPL, migration, and ¼-inch cartridge tape exchange using the appropriate media and density. This tape unit is not compatible with System/36 ¼-inch cartridge tape units.</p> <p>Supported only in the #5072, #5073, or #9251 Base I/O Towers and in the Model 730 System Tower. One can be controlled by the MFIOF. Extra #6383 must be controlled by the #6513.</p>

#6384	<p>#6384 30 GB ¼-inch Cartridge Tape Unit</p> <p>The #6384 is a 30 GB ¼-inch cartridge tape unit that can be mounted in a removable media device slot of a system unit or an expansion tower. The #6384 maybe used for save/restore, alternate IPL, program distribution, migration and ¼-inch cartridge tape exchange.</p> <p>See 16.8, "QIC format compatibility for iSeries and AS/400e systems" on page 531, for supported media types.</p> <p>Supported only in the #5072, #5073, or #9251 Base I/O Towers and in the Model 730 System Tower.</p> <p>The #6384 is a Customer Install Feature (CIF).</p>
#6385	<p>#6385 13 GB ¼-inch Cartridge Tape Unit</p> <p>The #6385 can be used for save/restore, alternate IPL, migration and ¼-inch cartridge tape exchange using the appropriate media and density. This tape unit is not compatible with System/36 ¼-inch cartridge tape units. Supported only in the #5072, #5073, or #9251 Base I/O Towers and in the Model 730 System Tower.</p>
#6386	<p>#6386 25 GB ¼-inch Cartridge Tape Unit</p> <p>The #6386 can be used for save/restore, alternate IPL, migration and ¼-inch cartridge tape exchange using the appropriate media and density. This tape unit is not compatible with System/36 ¼-inch cartridge tape units. Supported only in the #5072, #5073, or #9251 Base I/O Towers and in the Model 730 System Tower.</p>
#6390	<p>7 GB 8mm Cartridge Tape Unit</p> <p>The #6390 can be used for save/restore, alternate IPL, migration and 8mm cartridge tape exchange using the appropriate media and density. Supported only in the #5072, #5073, or #9251 Base I/O Towers and in the Model 730 System Tower.</p>
#6425	<p>Optional CD-ROM Feature</p> <p>Prerequisite: #2626 16/4 Mbps Token Ring Adapter, #2740 PCI RAID Disk Unit Controller, #2741 PCI RAID Disk Unit Controller, #2748 PCI RAID Disk Unit Controller, or #9728 Base Disk Unit Controller with the #9329 PCI Card Expansion Unit/#9330 PCI Integrated Expansion Unit. Not supported on the #9331.</p> <p>Maximum: One CD-ROM is allowed in the base system unit and one optional in the integrated expansion unit.</p> <p>Minimum OS/400 level: V4R4</p> <p>Available on Model 720 base system unit or the #9364 System Unit Expansion with the #9329/#9330 PCI Integrated Expansion Unit (but not #9331).</p> <p>Model 720 only.</p>
#6480	<p>2.5 GB ¼-inch Cartridge Tape Unit</p> <p>The #6480 can be used for save/restore, alternate IPL, migration and ¼-inch cartridge tape exchange using the appropriate media and density.</p> <p>Supported only in the Model 720 system unit or #5064/#9364 System Unit Expansion. The #6480 is supported for upgrades only.</p> <p>Model 720 only.</p>
#6481	<p>2.5 GB ¼-inch Cartridge Tape Unit</p> <p>The #6481 can be used for save/restore, alternate IPL, migration and ¼-inch cartridge tape exchange using the appropriate media and density.</p> <p>Supported only in the system unit or the #5064/#9364 System Unit Expansion.</p> <p>Model 720 only.</p>
#6482	<p>4 GB ¼-inch Cartridge Tape Unit</p> <p>The #6482 can be used for save/restore, alternate IPL, migration, and ¼-inch cartridge tape exchange using the appropriate media and density. This tape unit is not compatible with System/36 ¼-inch cartridge tape units.</p> <p>Supported only in the system unit or the #5064/#9364 System Unit Expansion.</p> <p>Model 720 only.</p>
#6483	<p>16 GB ¼-inch Cartridge Tape Unit</p> <p>The #6483 can be used for save/restore, alternate IPL, migration, and ¼-inch cartridge tape exchange using the appropriate media and density. This tape unit is not compatible with System/36 ¼-inch cartridge tape units.</p> <p>Supported only in the system unit or the #5064/#9364 System Unit Expansion.</p> <p>Model 720 only.</p>
#6484	<p>#6484 30 GB ¼-inch Cartridge Tape Unit</p> <p>The #6484 is a 30 GB ¼-inch cartridge tape unit that can be mounted in a removable media device slot of a system unit or system unit expansion. The #6384 maybe used for save/restore, alternate IPL, program distribution, migration and ¼-inch cartridge tape exchange.</p> <p>See 16.8, "QIC format compatibility for iSeries and AS/400e systems" on page 531, for supported media types.</p> <p>Supported only in the system unit or the #5064/#9364 System Unit Expansion.</p> <p>Model 720 only.</p> <p>The #6384 is a Customer Install Feature (CIF).</p>

#6485	<p>13 GB ¼-inch Cartridge Tape Unit</p> <p>The #6485 can be used for save/restore, alternate IPL, migration and ¼-inch cartridge tape exchange using the appropriate media and density. This tape unit is not compatible with System/36 ¼-inch cartridge tape units. Supported only in the system unit or the #5064/#9064 System Unit Expansion. Model 720 only.</p>
#6486	<p>25 GB ¼-inch Cartridge Tape Unit</p> <p>The #6486 can be used for save/restore, alternate IPL, migration and ¼-inch cartridge tape exchange using the appropriate media and density. This tape unit is not compatible with System/36 ¼-inch cartridge tape units. Supported only in the system unit or the #5064/#9364 System Unit Expansion. Model 720 only.</p>
#6490	<p>7 GB 8 mm Cartridge Tape Unit</p> <p>The #6490 can be used for save/restore, alternate IPL, migration, and 8mm cartridge tape exchange using the appropriate media and density. Supported only in the system unit or the #5064/#9364 System Unit Expansion. Model 720 only.</p>
MAGNETIC MEDIA CONTROLLERS	
#2621	<p>#2621 Storage Device Controller (SPD)</p> <p>The #2621 provides attachment for one or two of these devices with hardware data compression: 2440, 9348, 7208, 3995, 9427, and #5032. Dual drive 7208s count as two devices. If #2621 supports a 3995 Optical Library Dataserver or #5032, it must be dedicated to it. If #2621 supports a 9427, we recommend that the 9427 be attached to both ports of the #2621. Prerequisite: #9364 System Unit Expansion with #9331 Expansion Unit for SPD Cards or #5072/#5073 1063 Mbps System Unit Expansion Tower on the Model 720. SPD slots required: One</p>
#2624	<p>#2624 Storage Device Controller (SPD)</p> <p>The #2624 provides support for up to three internal tape drives. With the addition of the #6146, it also supports one external diskette drive. Can be used to support tape drives only in #5072 or #5073 System Expansion Towers. The #2624 is supported for upgrades. Also used to support the #6325 Optional CD-ROM in #5072 or #5073 1063 Mbps System Unit Expansion Towers. Not supported to drive #6425 CD-ROM in the Model 720 with the #9331 in the integrated #5064/#9364 System Unit Expansion. SPD slots required: One</p>
#2644	<p>#2644 Magnetic Tape Attachment Card/HP (SPD)</p> <p>The #2644 provides attachment for 3422, 3430, 3480, 3490 Axx, 3490 Bxx, 3490 Dxx, 3490E Axx, 3490E Bxx, 3490E Dxx, 3490E Cxx, and 3494 Tape Library Dataserver X10 models. Also requires the #9980 Serpentine Cable except for 3490E Cxx when ordered with internal cables. SPD slots required: One</p>
#2718	<p>#2718 PCI Magnetic Media Controller</p> <p>The #2718 provides SCSI attachment for one 7207-122 QIC-SLR Tape Bridge Box (4 GB External ¼-inch Cartridge Tape Drive) (4 GB ¼-inch cartridge external tape drive), 7208-345 60 GB External 8mm Tape Drive, 7210-020 External CD-ROM or 7210-025 External DVD-RAM. See 16.7.4, "#2718/#2768 PCI Magnetic Media Controller: Device cabling rules" on page 530, for information on connecting devices to the #2718. Prerequisite: #2809 PCI LAN/WAN/Workstation IOP or #2824 PCI Feature Controller. High-speed PCI slots required: One Maximum: One in the system unit, two in the #9364 System Unit Expansion with #9329/#9330 PCI Integrated Expansion Unit, and three in the #5065. Minimum OS/400 for 7210-020 and 7208-345: V4R5 Minimum OS/400 for 7210-025: V5R1 Model 720 only.</p>
#2726	<p>PCI RAID Disk Unit Controller—4 MB Cache (RAID/Mirrored/Unprotected) (Ultra SCSI)</p> <p>The #2726 is an Ultra SCSI controller which provides RAID protection and a 4 MB write-cache for up to 15 disks installed in the system unit or #5064/#9364 System Unit Expansion. A minimum of four drives and a maximum of ten drives are supported in each array. A maximum of three arrays are allowed for each #2726. The #2726 also supports one CD-ROM drive (which comes as standard) and one internal tape drive when placed in the system unit. When placed in the #5064/#9364 System Unit Expansion, it supports up to three internal tape drives or two internal tape drives and a CD-ROM #6325. Supports the #1349, #1350, #1355, #1360, #6481, #6482, #6485, #6484, or #6490 tape units. Mutually exclusive with #2740, #2741, or #9728 in the same system unit or #9364. The #2726 is not capable of integrated hardware disk compression. High-speed PCI slots required: One Maximum: One per system unit or #9364. Model 720 only.</p>

#2729	<p>#2729 PCI Magnetic Media Controller</p> <p>The #2729 provides SCSI attachment for one 3490E Exx, 3490E Fxx, 3490E Cxx with #5040, 3494 D1x or L1x. 3570, 3575, 3590, 7208, 9348 or 9427 Tape Drive or 3995 Optical Library Dataserver. - Model C4X. High-speed PCI slots required: One.</p> <p>Prerequisite: #2809 PCI LAN/WAN/Workstation IOP or #2824 PCI Feature Controller.</p> <p>Maximum: One in the system unit, two in the #9364 System Unit Expansion, with #9329/#9330 and three in the #5065. Model 720 only.</p>
#2740	<p>#2740 PCI RAID Disk Unit Controller–4 MB Cache (RAID/Mirrored/Unprotected) (Ultra SCSI)</p> <p>The #2740 is an Ultra SCSI controller that provides RAID protection and a 4 MB write-cache for up to 10 disks installed in the system unit. A minimum of four drives and a maximum of ten drives are supported in each array. A maximum of two arrays are allowed for each #2740. The #2740 also supports one CD-ROM drive (comes as standard) and one internal tape drive. Supports the #1349, #1350, #1355, #1360, #6481, #6482, #6484, #6485, or #6490 tape units. Mutually exclusive with the #9728, #2726, or #2741 in the same system unit. The #2740 is not supported in the #5064/#9364 System Unit Expansion. The #2740 is not capable of integrated hardware disk compression.</p> <p>Supports concurrent maintenance when RAID-5 or mirroring disk protection is enabled.</p> <p>High-speed PCI slots required: One</p> <p>Maximum: One</p> <p>Model 720 only.</p>
#2741	<p>#2741 PCI RAID Disk Unit Controller–4 MB Cache (RAID Mirrored/Unprotected) (Ultra SCSI)</p> <p>The #2741 is an Ultra SCSI controller that provides RAID protection and a 4 MB write-cache for up to 15 disks installed in the system unit or #5064/#9364 System Unit Expansion. A minimum of four drives and a maximum of ten drives are supported in each array. A maximum of three arrays are allowed for each #2741. The #2741 also supports one CD-ROM drive (comes as standard) and one internal tape drive when placed in the system unit. When placed in the #5064/#9364 System Unit Expansion, it supports up to three internal tape drives or #6425 CD-ROMs. Supports the #1349, #1350, #1355, #1360, #6481, #6482, #6484, #6485, or #6490 tape units. Mutually exclusive with #2726, #2740, or #9728 in the same system unit or #9329 PCI Card Expansion Unit</p> <p>Supports integrated hardware disk compression.</p> <p>Supports concurrent maintenance when RAID-5 or mirroring disk protection is enabled.</p> <p>High-speed PCI slots required: One</p> <p>Prerequisite: System unit or #9364 System Unit Expansion with #9329 PCI Card Expansion Unit</p> <p>Maximum: One per system unit or #9364</p> <p>Model 720 only.</p>
#2748	<p>#2748 PCI RAID Disk Unit Controller–26 MB Cache (RAID Mirrored/Unprotected) (Ultra2 SCSI)</p> <p>The #2748 is Ultra2 SCSI capable when installed in the #5065 Storage/PCI Expansion Tower is Ultra SCSI capable when installed in the Model 720 system unit or a #5064/#9364 System Unit Expansion. The #2748 has a 26 MB write-cache and provides RAID-5 protection and compression for internal disk units. It supports up to 15 disks. A minimum of four drives and a maximum of ten drives are supported in each array. A maximum of three arrays are allowed for each #2748. The #2748 supports both compression and non-compression modes. The mode is determined by a hardware jumper on the card. The #2748 also supports #6831/#4331 1.6 GB Read Cache Device. When placed in the system unit, it supports one internal tape and one CD-ROM. In the #5064/#9364 System Unit Expansion, it supports up to three internal tape and CD-ROM. In the #5065 Storage/PCI Expansion Tower, it supports up to two internal tapes and CD-ROM. Supports the #1349, #1350, #1355, #1360, #4482, #4483, #4486, #4684, #6480, #6481, #6482, #6483, #6384, #6485, #6486, or #6490 tape units. Mutually exclusive of #2726, #2740, #2741, or #9728 in the same system unit or #9330 PCI Integrated Expansion Unit.</p> <p>High-speed PCI slots required: One</p> <p>Prerequisite: System unit or #5064/#9364 System Unit Expansion with #9330 PCI Integrated Expansion Unit or #5065 Storage/PCI Expansion Tower</p> <p>Maximum: One per system unit or #9364, three per #5065</p> <p>Minimum OS/400 level: V4R4</p>

#2778	<p>#2778 PCI RAID Disk Unit Controller–104 MB Cache (RAID Mirrored/Unprotected) (Ultra2 SCSI)</p> <p>The #2778 is an Ultra2 SCSI controller with a maximum compressed write cache size of 104 MB that provides RAID-5 protection and compression for internal disk units and supports internal tape units and CD-ROMs. The #2778 supports both disk compression and enhanced modes. The mode of operation is determined by a hardware jumper and disk compression mode should only be used when disk compression is desired. In addition to providing RAID-5 protection for disks, the #2778 is also designed to work as a high performance controller for disks protected by system mirroring or disks with no protection. A minimum of four disk units of the same capacity are needed for a valid RAID-5 configuration. A maximum of four arrays are allowed per controller, with a maximum of 10 disk units allowed per array. All disk units in an array must be of the same capacity.</p> <p>The #2778 also supports the #4331 1.6 GB Read Cache Device, which is used by Extended Adaptive Cache to provide increased performance. The #4331 1.6 GB Read Cache Device is supported only when #2778 is in enhanced mode. The #2778 controller supports a maximum of 15 disk units.</p> <p>The #2778 controls up to two removable media devices (internal tape or CD-ROM).</p> <p>The #2778 is the only disk unit controller that supports compression on 36 GB disk units.</p> <p>Prerequisite: An available High-speed SCSI slot in #5065/#5066 PCI Expansion Tower.</p> <p>Maximums: Three (in combination with #2748) per #5065 Storage/PCI Expansion Tower. Six (in combination with #2748) per #5066 1.8 M I/O Tower.</p> <p>Minimum OS/400 level: V5R1</p>
#6112	<p>#6112 Magnetic Storage Device Controller (SPD)</p> <p>The #6112 provides attachment for up to two 9331-001 or 002 Diskette Units and up to two 9347 Tape Units. The #6112 is supported for upgrades only.</p> <p>SPD slots required: One</p> <p>Maximum: Two for 9331, two for 9347. Limit of two #6112s in #9331 on Model 720.</p>
#6146	<p>#6146 Diskette Adapter (SPD)</p> <p>The #6146 provides attachment for one 9331 011, 012 diskette unit, and the #6135 5 ¼-inch diskette.</p> <p>SPD slots required: None</p> <p>The #6146 is supported for upgrades only.</p> <p>Prerequisite: #2624 Storage Device Controller</p> <p>Maximum: Two</p>
#6500	<p>Direct Access Storage Device Controller (SPD)</p> <p>The #6500 provides attachment for one 9337 0xx or 1xx. The #6500 is supported for upgrades only.</p> <p>SPD slots required: One</p> <p>The #6500 is supported for upgrades only.</p>
#6501	<p>#6501 Tape/Disk Device Controller (SPD)</p> <p>The #6501 provides attachment for the 2105 Versatile Storage Server. The #9728 provides attachment for up to two 9337 2xx, 4xx or 5xx Models. Also supports up to two 3490E Cxx, 3490E Exx, 3490E Fxx, 3494 Lxx or Dxx, 3570, 3575, or 3590 Models. Also provides attachment for 2105 Versatile Storage Server. DASD and Tape Units cannot be mixed on the same #6501.</p> <p>SPD slots required: One</p> <p>Maximum: Four for Tape; for Disk, see the Model Overview tables at the beginning of this chapter.</p>
#6502	<p>#6502 High Performance ControllerRAID Disk Unit Controller–2 MB Cache (RAID/Mirrored/Unprotected) (SPD)</p> <p>The #6502 provides RAID protection and a 2 MB write-cache for up to 16 disks located in #5052 or #5058 Storage Expansion Unit, #5082 or #5083 Storage Expansion Tower, or #5064/#9364 System Unit Expansion. A minimum of four drives and a maximum of ten drives are supported in each array. A maximum of two arrays are allowed for each #6502.</p> <p>The #6502 is supported for upgrades only.</p> <p>The #6502 is not capable of integrated hardware disk compression.</p> <p>SPD slots required: One</p>
#6512	<p>#6512 High Performance ControllerRAID Disk Unit Controller–4 MB Cache (RAID/Mirrored/Unprotected) (SPD)</p> <p>The #6512 provides RAID protection and a 4 MB write-cache for up to 16 disks located in #5052 or #5058 Storage Expansion Unit, #5082 or #5083 Storage Expansion Tower, or #5064/#9364 System Unit Expansion. A minimum of four drives and a maximum of ten drives are supported in each array. A maximum of two arrays are allowed for each #6512.</p> <p>The #6512 is supported for upgrades only.</p> <p>The #6512 is not capable of integrated hardware disk compression.</p> <p>SPD slots required: One</p>
#6513	<p>#6513 Internal Tape Device Controller (SPD)</p> <p>The #6513 provides support for up to three internal tape drives when located in #9331 Expansion Unit for SPD Cards or four internal tape drives when located in #5072 or #5073 1063 Mbps System Unit Expansion Tower. The #6513 is the default controller, unless a #2624 is installed. Supports #1379, #1380, #6380, #6381, #6382, #6383, #6384, #6385, #6386, and #6390 in the #5072 or #5073 1063 Mbps System Unit Expansion Towers; and #1349, #1350, #1355, #1360, #6481, #6482, #6483, #6484, #6485, and #6490 in a #5064/#9364 System Unit Expansion with #9331.</p> <p>SPD slots required: One</p>

#6530	<p>#6530 Disk Unit Controller No Cache (Mirrored/Unprotected) (SPD)</p> <p>The #6530 is a controller for up to 16 disks located in #5052 or #5058 Storage Expansion Unit, #5082 or #5083 Storage Expansion Tower, or #5064/#9364 System Unit Expansion. The #6530 is supported for upgrades.</p> <p>The #6530 is supported for upgrades only.</p> <p>The #6530 is not capable of integrated hardware disk compression.</p> <p>SPD slots required: One</p>
#6532	<p>#6532 RAID Disk Unit Controller—4 MB Cache (RAID/Mirrored/Unprotected) (Ultra SCSI) (SPD)</p> <p>The #6532 is an Ultra SCSI Controller for up to 16 disks installed in #5058 Storage Expansion Unit, #5083 Storage Expansion Tower, or #5064/#9364 System Unit Expansion. Also supports disks located in #5052 Storage Expansion Unit or #5082 Storage Expansion Tower, but not at Ultra SCSI speeds. Offers performance improvements over #6502, #6512, and #6530. A minimum of four drives and a maximum of 10 drives are supported in a RAID-5 array. A maximum of four arrays are allowed for each #6532 RAID Disk Unit Controller. The #6532 is not capable of integrated hardware disk compression.</p> <p>SPD slots required: One</p>
#6533	<p>#6533 RAID Disk Unit Controller—4 MB Cache (Raid/Mirrored/Unprotected) (Ultra SCSI) (SPD)</p> <p>The #6533 is an Ultra SCSI controller for up to 16 disks installed in #5058 Storage Expansion Unit, #5083 Storage Expansion Tower, or #5064/#9364 System Unit Expansion. Also supports disks located in #5052 Storage Expansion Unit or #5082 Storage Expansion Tower, but not at Ultra SCSI speeds. Offers performance improvements over #6502, #6512, and #6530. A minimum of four drives and a maximum of ten drives are supported in a RAID-5 array. A maximum of four arrays are allowed for each #6533. Supports integrated hardware disk compression.</p> <p>SPD slots required: One</p>
#6534	<p>#6534 Magnetic Media Controller (Ultra SCSI) (SPD)</p> <p>The #6534 provides attachment for one 3490E Cxx with #5040, 3490E Exx, 3490E Fxx, 3494 D1x or L1x, 3570, 3575, 3590, 7208, 9348, 9427 tape drives or 3995 Optical Library Dataserver - Model C4x.</p> <p>SPD slots required: One</p> <p>Minimum OS/400 to support 3995: V4R2</p>
#9728	<p>#9728 Base Disk Unit Controller (Ultra SCSI)</p> <p>The #9728 is the base IOA for the system unit. It provides Ultra SCSI attachment for up to five internal disk units, one internal CD-ROM (standard) and one internal tape drive. Does not support RAID. Supports the #1349, #1350, #1355, #1360, #6481, #6482, #6485, or #6490 tape units. Mutually exclusive with #2726, #2740, #2741, or #2748, in the same system unit. The #9728 is not capable of integrated hardware disk compression. The #9728 has CCIN 2728.</p> <p>High-speed PCI slots required: One</p> <p>Maximum: One per system unit</p> <p>Model 720 only.</p>
#9751	<p>MFIOP with RAID (Ultra SCSI)</p> <p>The #9751 contains function for controlling 20 disk units, one removable media unit and one CD-ROM unit. Has three IOA slots for controlling LANs, twinaxial workstations, and communications. IOA slot A is reserved for attaching one #2699 Two-Line WAN IOA or one #6149 or #6181 LAN IOAs. IOA slot B is reserved for attaching the #9699 Base Two-Line WAN IOA. IOA slot C is reserved for attaching one #2699 Two-Line WAN IOA or one #6180 or #9280 Twinaxial IOA. Occupies two card slots. The #9751 has CCIN 6751. The #9751 is not capable of integrated hardware disk compression.</p> <p>Model 730 and 740 only.</p>
#9754	<p>#9754 MFIOP with RAID (Ultra SCSI)</p> <p>The #9754 is an Ultra SCSI interface for controlling 20 disk units, one removable media unit, and one CD-ROM unit. Has three IOA slots for controlling LANs, twinaxial workstations, and communications. IOA slot A is reserved for attaching one #2699 Two-Line WAN IOA or one #6149 or #6181 LAN IOA. IOA slot B is reserved for attaching the #9699 Base Two-Line WAN IOA. IOA Slot C is reserved for attaching one #2699 Two-Line WAN IOA or one #6180 or #9280 Twinaxial IOA. Occupies two card slots. Supports integrated hardware disk compression.</p> <p>Model 730 and 740 only.</p> <p>The #9754 has CCIN 6754.</p>

9.12 Upgrades to 7xx processors

Upgrades within 7xx models were withdrawn from marketing effective 28 December 2001. Processor and interactive feature upgrades within 7xx models were withdrawn from marketing effective 02 July 2002.

9.12.1 AS/400e RISC-to-RISC data migration

The #0205 specify code is used when a customer orders a new (RISC) AS/400e server to replace an existing (RISC) AS/400e server. The #0205 is orderable on any initial order AS/400e server 170 model or 7xx model. Preloading Licensed Programs, by manufacturing, is not allowed with #0205. Manufacturing only loads SLIC up through QSYS of OS/400 when the #0205 is ordered.

The #0205 and #5000 are mutually exclusive.